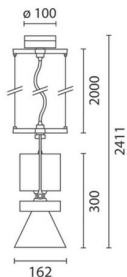


Last information update: May 2024

Product configuration: MQ04

MQ04: Large body spotlight - warm white - electronic ballast - flood optic

**Product code**MQ04: Large body spotlight - warm white - electronic ballast - flood optic **Attention! Code no longer in production****Technical description**

Pendant luminaire equipped with a multiphase adapter made of die-cast aluminium and thermoplastic material. The pendant system consists of steel cables L=2000 that provide a simple mechanical anchoring system. Having been rotated and tilted, the luminaire can be locked mechanically in position to ensure efficient light aiming (even during maintenance operations). Luminaire for high output LED lamp with monochrome emission in a warm white colour tone (3000K). Electronic ballast. Equipped with an accessory holding ring designed to contain a flat accessory. Another external component can also be applied, selected from directional flaps and an asymmetric screen. All external accessories rotate 360° about the spotlight longitudinal axis.

Installation

Mounted on an electrified track with a multiphase adapter.

Colour

White (01) | Grey / Black (74)

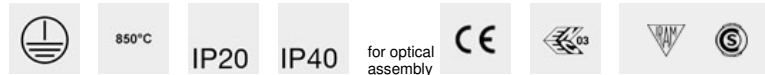
Mounting

ceiling pendant

Wiring

Electronic components housed in the luminaire.

Complies with EN60598-1 and pertinent regulations

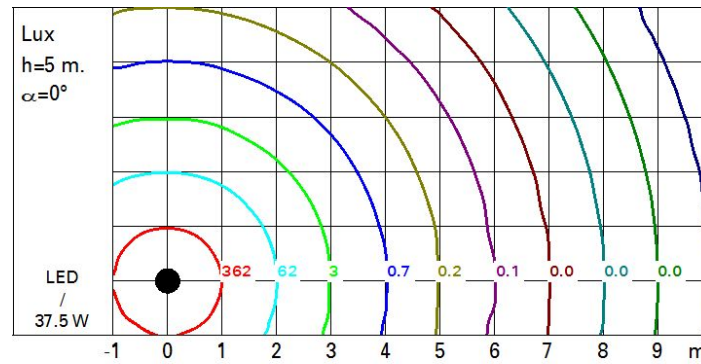
**Technical data**

lm system:	3382	CRI (minimum):	90
W system:	37.5	Colour temperature [K]:	3000
lm source:	4400	MacAdam Step:	2
W source:	33	Life Time LED 1:	> 50,000h - L80 - B10 (Ta 25°C)
Luminous efficiency (lm/W, real value):	90.2	Lamp code:	LED
lm in emergency mode:	-	Number of lamps for optical assembly:	1
Total light flux at or above an angle of 90° [Lm]:	0	ZVEI Code:	LED
Light Output Ratio (L.O.R.) [%]:	77	Number of optical assemblies:	1
Beam angle [°]:	32°		

Polar

Imax=11876 cd		Lux			
90°	180°	h	d	Em	Emax
		2	1.1	2454	2969
		4	2.3	613	742
		6	3.4	273	330
		8	4.6	153	186
$\alpha = 32^\circ$					

Isolux



UGR diagram

Corrected UGR values (at 4400 lm bare lamp luminous flux)											
Reflect.:		viewed crosswise					viewed endwise				
ceiling	cav	0.70	0.70	0.50	0.50	0.30	0.70	0.70	0.50	0.50	0.30
walls		0.50	0.30	0.50	0.30	0.30	0.50	0.30	0.50	0.30	0.30
work pl.		0.20	0.20	0.20	0.20	0.20	0.20	0.20	0.20	0.20	0.20
Room dim		viewed crosswise					viewed endwise				
x	y										
2H	2H	1.4	1.9	1.6	2.1	2.3	1.4	1.9	1.6	2.1	2.3
	3H	1.4	1.8	1.7	2.1	2.4	1.3	1.8	1.6	2.0	2.3
	4H	1.4	1.8	1.7	2.1	2.4	1.3	1.7	1.6	2.0	2.3
	6H	1.4	1.8	1.7	2.1	2.4	1.2	1.6	1.6	1.9	2.2
	8H	1.4	1.7	1.7	2.1	2.4	1.2	1.6	1.6	1.9	2.2
	12H	1.3	1.7	1.7	2.0	2.4	1.2	1.5	1.5	1.8	2.2
4H	2H	1.3	1.7	1.6	2.0	2.3	1.4	1.8	1.7	2.1	2.4
	3H	1.4	1.7	1.7	2.1	2.4	1.4	1.8	1.8	2.1	2.5
	4H	1.4	1.7	1.8	2.1	2.5	1.4	1.7	1.8	2.1	2.5
	6H	1.4	1.7	1.8	2.1	2.5	1.4	1.6	1.8	2.0	2.5
	8H	1.4	1.7	1.8	2.1	2.5	1.3	1.6	1.8	2.0	2.4
	12H	1.4	1.6	1.8	2.0	2.5	1.3	1.5	1.8	2.0	2.4
8H	4H	1.3	1.6	1.8	2.0	2.4	1.4	1.7	1.8	2.1	2.5
	6H	1.4	1.6	1.8	2.0	2.5	1.4	1.6	1.9	2.0	2.5
	8H	1.4	1.5	1.8	2.0	2.5	1.4	1.5	1.8	2.0	2.5
	12H	1.3	1.5	1.8	1.9	2.5	1.3	1.5	1.8	2.0	2.5
12H	4H	1.3	1.5	1.8	2.0	2.4	1.4	1.6	1.8	2.0	2.5
	6H	1.3	1.5	1.8	2.0	2.5	1.3	1.5	1.8	2.0	2.5
	8H	1.3	1.5	1.8	2.0	2.5	1.3	1.5	1.8	1.9	2.5
Variations with the observer position at spacing:											
S =		1.0H	3.6 / -3.7				3.6 / -3.7				
		1.5H	6.0 / -4.8				6.0 / -4.8				
		2.0H	8.0 / -5.4				8.0 / -5.4				