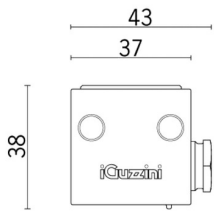



Ultimo aggiornamento delle informazioni: Ottobre 2024

Configurazione di prodotto: BY31

BY31: Linealuce Mini - Wall-/Ceiling-mounted - Warm White LED - 24V/500mA dc - L=528mm - 20° Medium Optic

**Codice prodotto**

BY31: Linealuce Mini - Wall-/Ceiling-mounted - Warm White LED - 24V/500mA dc - L=528mm - 20° Medium Optic

Descrizione tecnica

Direct light luminaire, designed to use monochrome LED lamps. Ceiling- and wall-mounted. Consists of a body and supports for installation (to be ordered separately). Extruded aluminium body, with zamak die-cast end caps complete with silicone gaskets. Coated with liquid acrylic paint with a high level of weather and UV ray resistance. The top of the optical assembly is closed by a 3 mm thick transparent glass screen, fixed with silicone. Complete with multi-LED power plate in Warm White with 24V/500mA dc electronic circuit (power supply to be ordered separately); 24V/500mA smart driver allowing constant light flow emission despite variations in the input voltage (from 30V dc to 16V dc). Fitted with satin-finish polycarbonate film and optics with plastic (methacrylate) lens for 20° MEDIUM lighting. All external screws used are made of A2 stainless steel. The luminaire technical characteristics conform to EN 60598-1 standards and particular requirements.

Installazione

The following accessories are available for installation: adjustable wall-mounted arms in AISI304 stainless steel (L=83mm code BZJ9, 200mm code BZJ8) and a plate for surface- or ceiling-mounting made of anodised aluminium (BZJ6).

Colore

Grigio (15)

Peso (Kg)

0.89

Montaggio

a parete|a soffitto

Cablaggio

The product is supplied with a single nickel-plated brass cable gland PG9 and a 2x1mm² PVC and polyurethane outlet cable, 2000mm long. For the electrical connection there is an IP68 linear connector (BZK6) and an IP67 junction box with quick-coupling terminals (BZK7). 24V/500mA dc electronic ballasts to be ordered separately: 32W (BZA0), 25W (K980) and 35W (BZM4)

Note

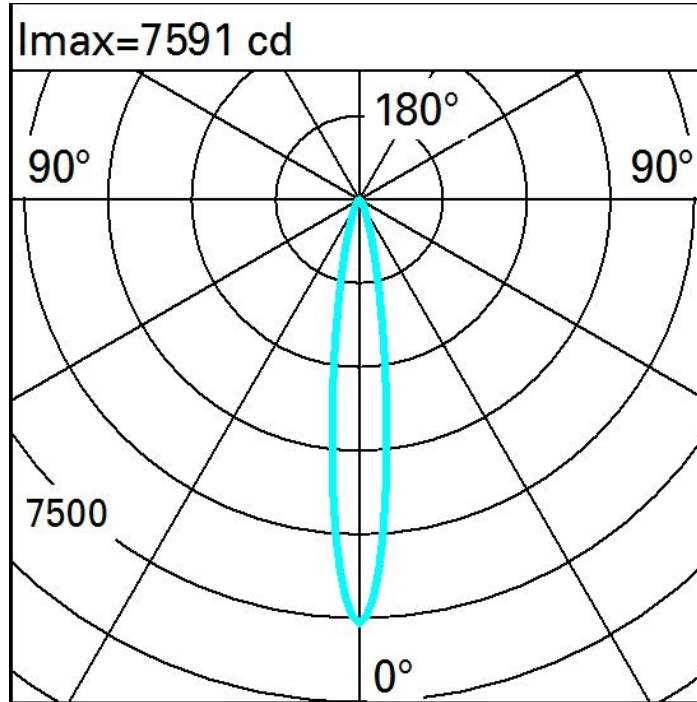
Product complete with LED lamp

Soddisfa EN60598-1 e relative note

**Dati tecnici**

Im di sistema:	960	MacAdam Step:	3
W di sistema:	18	Life Time LED 1:	65,000h - L80 - B10 (Ta 25°C)
Im di sorgente:	1500	Life Time LED 2:	65,000h - L80 - B10 (Ta 40°C)
W di sorgente:	18	Voltaggio [Vin]:	36
Efficienza luminosa (lm/W, dati di sistema):	53.3	Codice lampada:	LED
Im in modalità emergenza:	-	Numero di lampade per vano ottico:	1
Flusso totale emesso a 90° o superiore [Lm]:	0	Codice ZVEI:	LED
Light Output Ratio (L.O.R.) [%]:	64	Numero di vani ottici:	1
Angolo di apertura [°]:	14°	Intervallo temperatura ambiente operativa:	da -30°C a 50°C.
CRI (minimo):	80	Corrente LED [mA]:	500
Temperatura colore [K]:	3000		

Polare



Illuminamenti

