

## View Opti Beam Lens round

Design iGuzzini /  
Arup

iGuzzini

Last information update: May 2024

### Product configuration: Q294

Q294: round small body spotlight - wide flood



### Product code

Q294: round small body spotlight - wide flood

### Technical description

Indoor adjustable spotlight with adapter for installation on a three-phase/DALI track. Device made of die-cast aluminium and a front part made of a thermoplastic material. Spotlight double adjustability allows a 360° rotation about the vertical axis and 90° tilting relative to the horizontal plane. Optical assembly consisting of Warm White tone 3000K CRI90 LEDs with OPTIBEAM LENS technology and a wide flood light beam. Dimmable DALI driver built-in to box with a semi-hidden system on track. Option of installing a range of flat accessories including an OPTIBEAM REFRACTOR for varying light distribution, an elliptical distribution refractor, a louver, a soft lens and an outdoor accessory like an asymmetric visor for eliminating stray light dispersion on the ceiling.

### Installation

On a three-phase/DALI electrified track

### Colour

Black (04) | Black / White (47)

### Weight (Kg)

0.99

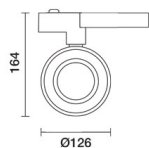
### Mounting

dali track|three circuit track

### Wiring

Product complete with DALI dimmable components, housed in a semi-hidden box on the track.

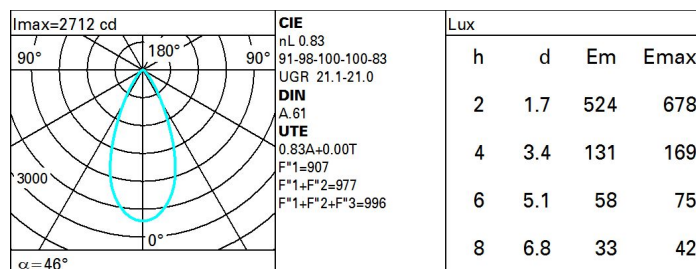
Complies with EN60598-1 and pertinent regulations



### Technical data

lm system:	1799	Colour temperature [K]:	3000
W system:	21.8	MacAdam Step:	2
lm source:	2170	Life Time LED 1:	> 50,000h - L90 - B10 (Ta 25°C)
W source:	18	Lamp code:	LED
Luminous efficiency (lm/W, real value):	82.5	Number of lamps for optical assembly:	1
lm in emergency mode:	-	ZVEI Code:	LED
Total light flux at or above an angle of 90° [Lm]:	0	Number of optical assemblies:	1
Light Output Ratio (L.O.R.) [%]:	83	Power factor:	See installation instructions
Beam angle [°]:	46°	Overvoltage protection:	2kV Common mode & 1kV Differential mode
CRI (minimum):	90	Control:	DALI-2

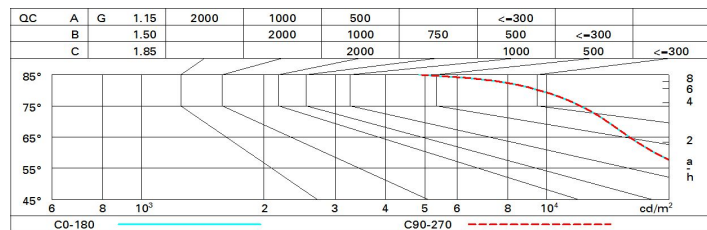
### Polar



# Utilisation factors

R	77	75	73	71	55	53	33	00	DRR
K0.8	71	67	63	61	66	63	62	59	72
1.0	75	71	68	65	70	67	67	64	77
1.5	80	77	74	72	76	73	73	70	84
2.0	83	80	78	77	79	77	77	74	89
2.5	85	83	81	80	82	80	79	77	92
3.0	86	84	83	82	83	82	81	79	95
4.0	87	86	85	84	85	84	83	80	97
5.0	88	87	86	86	85	85	83	81	98

# Luminance curve limit



# UGR diagram

Corrected UGR values (at 2170 lm bare lamp luminous flux)											
Reflect.: ceiling/cav walls work pl. Room dim x y		viewed crosswise					viewed endwise				
2H	2H	20.4	21.0	20.7	21.3	21.5	20.4	21.0	20.7	21.3	21.5
	3H	20.7	21.3	21.0	21.5	21.8	20.4	21.0	20.7	21.3	21.6
	4H	20.8	21.3	21.1	21.6	21.9	20.4	21.0	20.8	21.3	21.6
	6H	20.8	21.3	21.2	21.7	22.0	20.4	20.9	20.7	21.2	21.5
	8H	20.8	21.3	21.2	21.7	22.0	20.3	20.8	20.7	21.2	21.5
	12H	20.8	21.3	21.2	21.6	22.0	20.3	20.8	20.7	21.1	21.5
4H	2H	20.4	21.0	20.8	21.3	21.6	20.8	21.3	21.1	21.6	21.9
	3H	20.8	21.3	21.2	21.6	22.0	20.9	21.4	21.3	21.8	22.1
	4H	21.0	21.4	21.4	21.8	22.2	21.0	21.4	21.4	21.8	22.2
	6H	21.1	21.5	21.5	21.9	22.3	21.0	21.4	21.4	21.8	22.2
	8H	21.1	21.5	21.6	21.9	22.3	21.0	21.3	21.5	21.8	22.2
	12H	21.1	21.4	21.6	21.9	22.3	21.0	21.3	21.4	21.7	22.2
8H	4H	21.0	21.3	21.5	21.8	22.2	21.1	21.5	21.6	21.9	22.3
	6H	21.2	21.5	21.7	21.9	22.4	21.2	21.5	21.7	21.9	22.4
	8H	21.2	21.5	21.7	21.9	22.4	21.2	21.5	21.7	21.9	22.4
	12H	21.2	21.4	21.7	21.9	22.4	21.2	21.4	21.7	21.9	22.4
12H	4H	21.0	21.3	21.4	21.7	22.2	21.1	21.4	21.6	21.9	22.3
	6H	21.2	21.4	21.6	21.9	22.4	21.2	21.4	21.7	21.9	22.4
	8H	21.2	21.4	21.7	21.9	22.4	21.2	21.4	21.7	21.9	22.4
Variations with the observer position at spacing:											
S =		1.0H					2.3 / -1.9				
		1.5H					4.4 / -2.6				
		2.0H					6.2 / -3.0				