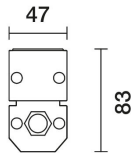



Last information update: May 2025

**Product configuration: SR72.15**

SR72.15: 47 surface Remote – Warm White – 48 Vdc DMX512-RDM – L=340mm – Wall Grazing Spot optic - 13.8W 858lm - 2700K - Grey

**Product code**

SR72.15: 47 surface Remote – Warm White – 48 Vdc DMX512-RDM – L=340mm – Wall Grazing Spot optic - 13.8W 858lm - 2700K - Grey

**Technical description**

Direct light luminaire, designed to use monochrome LED lamps, DMX512-RDM 48Vdc dimmable with searching and addressing function. Ceiling, wall or surface-mounted. It consists of a body and installation brackets to be ordered separately. The body is made of extruded aluminium and includes die-cast aluminium end caps with 50/60 Shore A silicone seals. It is subjected to a multi-step, pre-treatment process, in which the main phases are degreasing, fluorozirconation (a protective surface film) and sealing (with a nano-structured silane layer). The following painting stage consists of a primer and a liquid acrylic paint, cured at 150°C, with a high level of weather and UV ray resistance. The top of the optical assembly is closed by a 3 mm thick transparent glass screen, fixed with silicone. Complete with multi-LED plate in Warm White and a 48V dc DMX512-RDM electronic driver (power supply to be ordered separately). Supplied with a double PG11 and outlet cables for pass-through wiring with IP68 male/female joiners. Fitted with optics with a plastic (methacrylate) lens for Wall Grazing Spot lighting. All external screws used are made of A2 stainless steel. The luminaire technical characteristics conform to EN 60598-1 standards and particular requirements.

**Colour**

Grey (15)

**Mounting**

wall arm|wall surface|ceiling surface

**Wiring**

Complete with DMX-RDM 44+52Vdc control card. The product is supplied with a nickel-plated brass PG11 double cable gland and 05RN-F 2x1.5mm<sup>2</sup>+3x0.35mm<sup>2</sup> rubber outlet cables for pass-through wiring with connectors (illegible part). Available for electrical connection and DMX-RDM control: IP68 5-pin female connector, IP68 5-pin male connector + closing cap (BZI6), and IP68 5-pin male + female connectors.

**Notes**

Product complete with LED lamp. DMX specifications require the insertion of a 120 Ohm terminating resistor to be placed between the DATA+ and DATA- cables of the last product in the line (BZQ7).

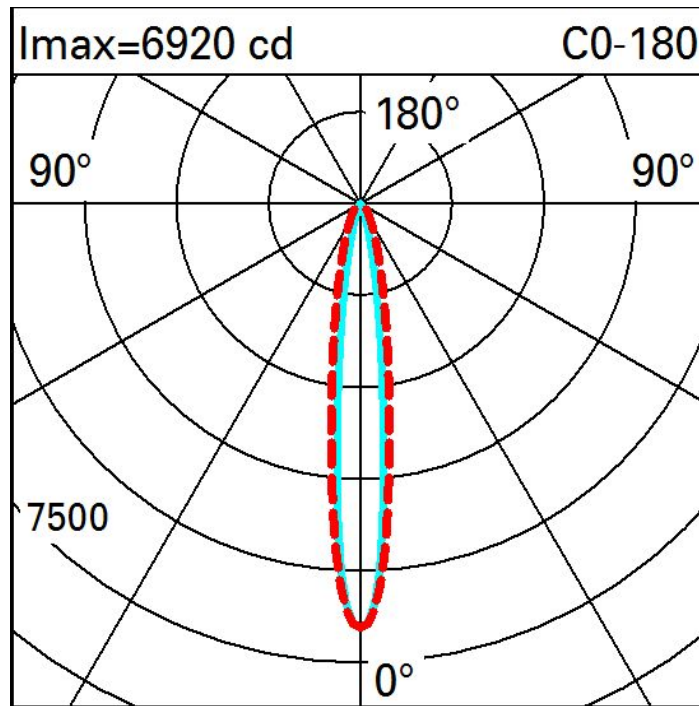
Complete with electronic control card. power supply to be ordered separately. Insulation class II.

Complies with EN60598-1 and pertinent regulations

**Technical data**

Im system:	858	MacAdam Step:	3
W system:	13.8	Life Time LED 1:	100,000h - L80 - B10 (Ta 25°C)
Im source:	1300	Life Time LED 2:	100,000h - L80 - B10 (Ta 40°C)
W source:	10	Voltage [Vin]:	48
Luminous efficiency (Im/W, real value):	62.2	Lamp code:	LED
Im in emergency mode:	-	Number of lamps for optical assembly:	1
Total light flux at or above an angle of 90° [Lm]:	0	ZVEI Code:	LED
Light Output Ratio (L.O.R.) [%]:	66	Number of optical assemblies:	1
CRI (minimum):	80	Intervall temperatura ambiente:	from -30°C to 50°C.
Colour temperature [K]:	2700	Control:	DMX-RDM

Polar



Illuminances

Lux													Wall distance = 1m	
3														
	0.1	0.2	0.6	2	3	5	3	2	0.6	0.2	0.1			
2	0.6	1	2	4	6	8	6	4	2	1	0.6			
	0.9	1	2	4	6	8	6	4	2	1	0.9			
1	1.0	1	2	4	6	9	6	4	2	1	1.0			
	1.0	1	2	4	6	9	6	4	2	1	1.0			
0														
	m	-2	-1	0	1	2	3							