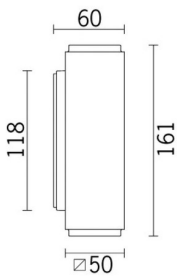


Last information update: October 2024

Product configuration: BK13

BK13: Outdoor Up/Down wall-mounted luminaire - Warm white LED - with electronic ballast Vin=100-240V ac - Light Blade optic (Up) + Wide Flood optic (Down)

**Product code**

BK13: Outdoor Up/Down wall-mounted luminaire - Warm white LED - with electronic ballast Vin=100-240V ac - Light Blade optic (Up) + Wide Flood optic (Down)

Technical description

Double light emission outdoor wall-mounted luminaire, designed to use warm white LED lamps, with light blade optic (up) + wide flood optic (down). For wall-mounting using the special steel plate. The luminaire consists of an optical assembly, rear base and plate for fixing to the wall. The optical assembly and rear base are made of die-cast aluminium alloy coated with liquid acrylic paint (grey finish) or textured liquid (white finish) with a high level of resistance to weather and UV rays. The wall plate is made of Aisi 304 stainless steel. Double light blade optic with two-component (acrylic and polycarbonate) lens, joined to the optical assembly with silicone (Up light); wide flood optic with transparent tempered sodium - calcium safety glass, 4 mm thick, joined to the optical assembly with silicone (Down light). Single stainless steel M14x1 cable gland and rubber outlet cable L=500mm. Double electronic circuit with warm white LED. Highly reflective thermoplastic internal reflector for wide flood optic. Equipped with electronic ballast Vin 100-240V ac 50/60Hz. All external screws used are made of A2 stainless steel. The luminaire technical characteristics conform to EN60598-1 standards and particular requirements.

Installation

For wall-mounting using the special stainless steel plate. Secure using screw anchors for concrete, cement and solid brick. Product can be installed with the light beams in any direction (horizontal, vertical, slanting, etc.).

Colour

White (01) | Black (04) | Grey (15) | Rust Brown (F5)

Weight (Kg)

0.56

Mounting

wall arm|wall surface


Wiring

Equipped with electronic ballast Vin=100-240V ac 50/60Hz. Available for electrical connection: Sealed connector kit IP68 (9581), direct connector IP68 (BZK6), junction box with quick-coupling terminals (BZK7)

Notes

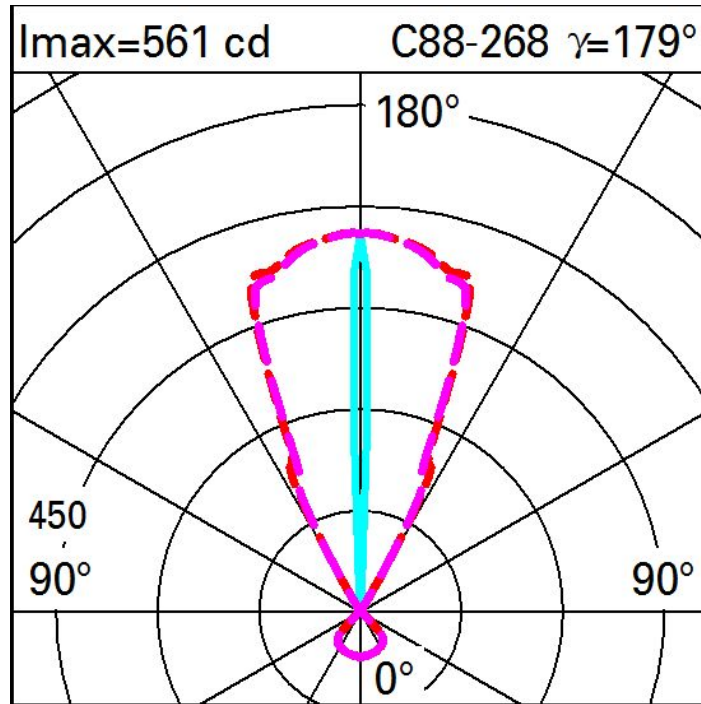
Product complete with LED lamp.

Complies with EN60598-1 and pertinent regulations

**Technical data**

Im system:	156	Colour temperature [K]:	3000
W system:	6	MacAdam Step:	3
Im source:	600	Life Time LED 1:	100,000h - L80 - B10 (Ta 25°C)
W source:	4.3	Life Time LED 2:	100,000h - L80 - B10 (Ta 40°C)
Luminous efficiency (Im/W, real value):	26	Lamp code:	LED
Im in emergency mode:	-	Number of lamps for optical assembly:	1
Total light flux at or above an angle of 90° [Lm]:	33	ZVEI Code:	LED
Light Output Ratio (L.O.R.) [%]:	26	Number of optical assemblies:	1
CRI (minimum):	80	Intervallo temperatura ambiente:	from -30°C to 50°C.

Polar



Isolux

