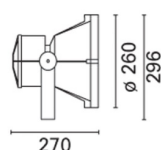


Last information update: May 2024

**Product configuration: 6146**

6146: Floodlight - LED - Neutral White - with Spot (S) optic

**Product code**6146: Floodlight - LED - Neutral White - with Spot (S) optic **Attention! Code no longer in production****Technical description**

Direct light luminaire, designed to use Neutral White monochrome LED lamps, with Spot optic. Can be installed at ground level, on walls (using screw anchors) and on pole mounting systems. Consists of an optical assembly and bracket. The optical assembly and frame are made of aluminium alloy coated with liquid acrylic paint with a high level of weather and UV ray resistance. The frame is fastened to the optical assembly by captive screws and a stainless steel retaining cable. Slots in the frame allow rainwater drainage. The 4 mm thick tempered sodium-calcium closing glass with customised serigraphy is fitted with a 50-60 Shore A silicone seal. The glass-seal assembly is fixed to the frame using silicone. Complete with 4200K monochrome LEDs with a 24 LED circuit, optics with plastic lens and equipped with electronic ballast. The ballast holding plate is made of metal, whilst the box and rear cover are painted aluminium alloy. Complete with spacers and captive screws. The floodlight can be adjusted  $\pm 115^\circ$  in the vertical plane using a painted steel bracket, with a graduated scale showing  $10^\circ$  steps and mechanical stops to guarantee stable aiming of the beam of light. Horizontal aiming is performed using the holes and slots in the bracket. Access to the optical assembly is simpler thanks to a nickel-plated brass decompression valve which eliminates the product internal vacuum. Set up for pass-through wiring using a double M24x1.5 nickel-plated brass cable gland (suitable for cables with 7-16mm diameter). All external screws used are made of A2 stainless steel and are of the captive type. The luminaire technical characteristics conform to EN60598-1 standards and particular requirements.

**Installation**

The luminaire can be installed at ground level or on walls using the supporting bracket fixed with screw anchors (Fisher type or similar). It can also be installed in the Multiwoody and Citywoody pole system.

**Colour**

Grey (15)

**Mounting**

wall arm|wall surface|ground anchored|free standing

**Wiring**

Control gear complete with electronic ballast (90-264Vac 50/60Hz) and quick-coupling terminals.

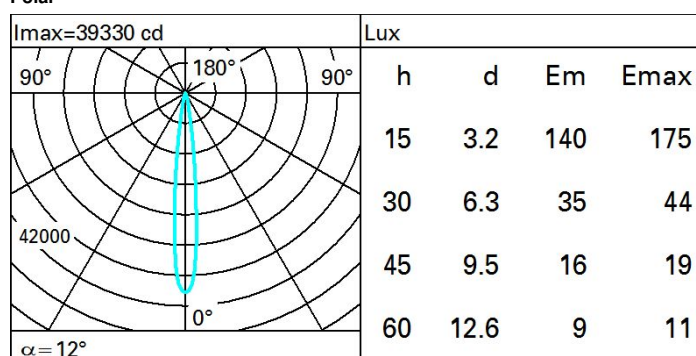
**Notes**

Version available upon request, not stocked in the warehouse. Accessories available: visor, directional flaps, louvre, protective grille and floor anchor plate.

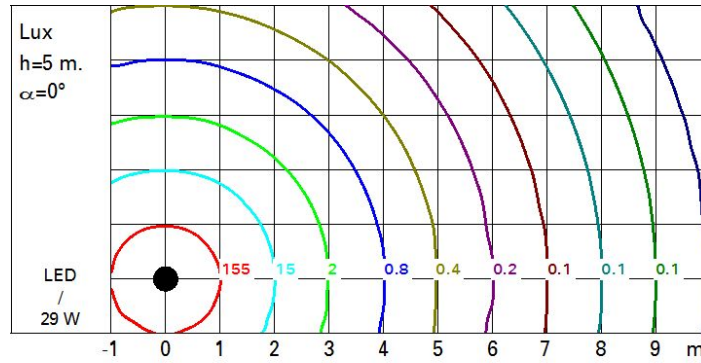
Complies with EN60598-1 and pertinent regulations

**Technical data**

Im system:	2490	Colour temperature [K]:	4000
W system:	29	MacAdam Step:	3
Im source:	3000	Life Time LED 1:	100,000h - L80 - B10 (Ta 25°C)
W source:	24	Life Time LED 2:	100,000h - L80 - B10 (Ta 40°C)
Luminous efficiency (Im/W, real value):	85.9	Lamp code:	LED
Im in emergency mode:	-	Number of lamps for optical assembly:	1
Total light flux at or above an angle of 90° [Lm]:	0	ZVEI Code:	LED
Light Output Ratio (L.O.R.) [%]:	83	Number of optical assemblies:	1
Beam angle [°]:	12°	Intervallo temperatura ambiente:	from -20°C to +35°C.
CRI (minimum):	80		

**Polar**

### Isolux



### UGR diagram

Corrected UGR values (at 3000 lm bare lamp luminous flux)												
Reflect.: ceiling/cav walls work pl. Room dim x y		0.70	0.70	0.50	0.50	0.30	0.70	0.70	0.50	0.50	0.30	
		0.50	0.30	0.50	0.30	0.30	0.50	0.30	0.50	0.30	0.30	
		0.20	0.20	0.20	0.20	0.20	0.20	0.20	0.20	0.20	0.20	
		viewed crosswise					viewed endwise					
2H	2H	2.4	4.4	2.8	4.8	5.1	2.4	4.4	2.8	4.8	5.1	
	3H	3.2	4.4	3.5	4.7	5.0	2.8	4.0	3.1	4.3	4.6	
	4H	3.3	4.2	3.6	4.5	4.8	2.9	3.8	3.3	4.1	4.4	
	6H	3.3	3.9	3.7	4.2	4.6	2.9	3.5	3.3	3.8	4.2	
	8H	3.3	4.0	3.6	4.3	4.7	2.9	3.6	3.2	3.9	4.3	
	12H	3.2	4.0	3.6	4.4	4.7	2.8	3.6	3.2	4.0	4.3	
4H	2H	2.9	3.8	3.3	4.1	4.4	3.3	4.2	3.6	4.5	4.8	
	3H	3.6	4.5	4.0	4.8	5.2	3.6	4.5	4.0	4.8	5.2	
	4H	3.6	4.8	4.0	5.2	5.6	3.6	4.8	4.0	5.2	5.6	
	6H	3.3	5.1	3.8	5.6	6.1	3.3	5.1	3.8	5.6	6.1	
	8H	3.3	5.2	3.7	5.6	6.2	3.2	5.2	3.7	5.6	6.1	
	12H	3.2	5.1	3.7	5.6	6.1	3.2	5.1	3.7	5.6	6.1	
8H	4H	3.2	5.2	3.7	5.6	6.1	3.3	5.2	3.7	5.6	6.2	
	6H	3.3	4.9	3.8	5.4	5.9	3.3	4.9	3.8	5.4	5.9	
	8H	3.4	4.6	3.9	5.1	5.7	3.4	4.6	3.9	5.1	5.7	
	12H	3.6	4.3	4.1	4.8	5.3	3.6	4.3	4.1	4.8	5.3	
12H	4H	3.2	5.1	3.7	5.6	6.1	3.2	5.1	3.7	5.6	6.1	
	6H	3.4	4.6	3.9	5.1	5.6	3.4	4.6	3.9	5.1	5.7	
	8H	3.6	4.3	4.1	4.8	5.3	3.6	4.3	4.1	4.8	5.3	
Variations with the observer position at spacing:												
S =		1.0H	0.8 / -0.8		0.8 / -0.8							
		1.5H	1.8 / -1.3		1.8 / -1.3							
		2.0H	2.9 / -2.1		2.9 / -2.1							