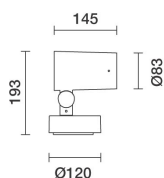


Last information update: March 2025

**Product configuration: EH97**

EH97: Spotlight with base - Warm White Led - integrated electronic control gear - Very Wide Flood optic

**Product code**

EH97: Spotlight with base - Warm White Led - integrated electronic control gear - Very Wide Flood optic

**Technical description**

Spotlight designed to use LED lamps and a Very Wide Flood optic. The optical assembly and base is made of EN1706AC 46100LF aluminium alloy and subjected to a multi-step, pre-treatment process, in which the main phases are degreasing, fluorozirconation (a protective surface film) and sealing (with a nano-structured silane layer). The following painting stage consists of a primer and a liquid acrylic paint, cured at 150°C, with a high level of weather and UV ray resistance. 5 mm thick tempered sodium-calcium closing glass. Double adjustability allows a 360° rotation about the vertical axis and 90° tilting relative to the horizontal plane. Mechanical aiming locks for rotation on both the vertical axis and horizontal plane. Complete with a monochrome LED circuit and an Opti Beam Reflector optic system. The product includes a PG13.5 cable gland. Electronic On/Off ballast integrated in product. Option of using optic accessories assembled via an accessory holder frame. All external screws used are made of A2 stainless steel.

**Installation**

Floor, wall, ceiling or ground-installed via pole or stake.

**Colour**

White (01) | Black (04) | Grey (15) | Rust Brown (F5)

**Weight (Kg)**

1.9

**Mounting**

wall surface|ground spike

**Wiring**

Double PG.

Complies with EN60598-1 and pertinent regulations

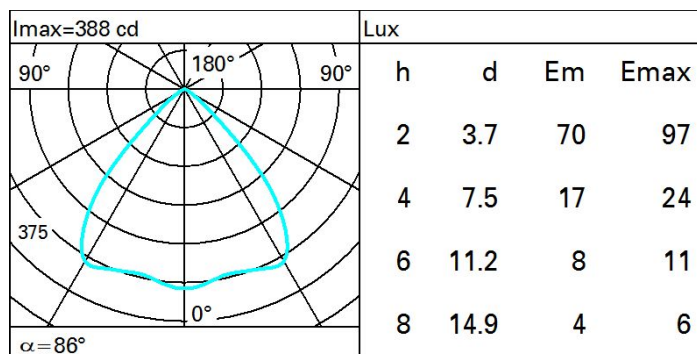


IK07

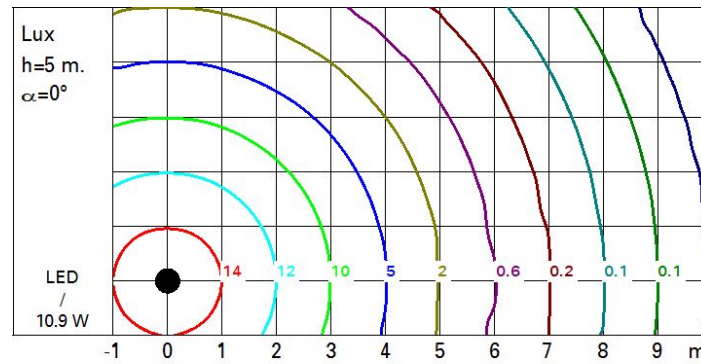
IP66

**Technical data**

Im system:	682	Life Time LED 2:	76,000h - L80 - B10 (Ta 40°C)
W system:	10.9	Lamp code:	LED
Im source:	960	Number of lamps for optical assembly:	1
W source:	9.1	ZVEI Code:	LED
Luminous efficiency (Im/W, real value):	62.5	Number of optical assemblies:	1
Im in emergency mode:	-	Intervallo temperatura ambiente:	from -20°C to 50°C.
Total light flux at or above an angle of 90° [Lm]:	0	Lifetime of product at ambient operating temperature:	≥ 50.000h Ta=40°C
Light Output Ratio (L.O.R.) [%]:	71	Power factor:	See installation instructions
Beam angle [°]:	86°	Inrush current:	5 A / 50 µs
CRI (minimum):	80	Maximum number of luminaires of this type per miniature circuit breaker:	B10A: 18 luminaires B16A: 30 luminaires C10A: 31 luminaires C16A: 51 luminaires
Colour temperature [K]:	3000	Overvoltage protection:	4kV Common mode & 2kV Differential mode
MacAdam Step:	2	Control:	On/off
Life Time LED 1:	65,000h - L80 - B10 (Ta 25°C)		

**Polar**

### Isolux



### UGR diagram

Corrected UGR values (at 900 lm bare lamp luminous flux)												
Reflect.:		viewed crosswise					viewed endwise					
ceiling		0.70	0.70	0.50	0.50	0.30	0.70	0.70	0.50	0.50	0.30	
walls		0.50	0.30	0.50	0.30	0.30	0.50	0.30	0.50	0.30	0.30	
work pl.		0.20	0.20	0.20	0.20	0.20	0.20	0.20	0.20	0.20	0.20	
Room dim												
x	y											
2H	2H	24.1	24.8	24.3	25.0	25.3	24.1	24.8	24.3	25.0	25.3	
	3H	23.9	24.6	24.3	24.9	25.2	24.0	24.6	24.3	24.9	25.2	
	4H	23.9	24.5	24.2	24.8	25.1	23.9	24.5	24.2	24.8	25.1	
	6H	23.8	24.4	24.1	24.7	25.0	23.8	24.4	24.2	24.7	25.0	
	8H	23.8	24.3	24.1	24.6	25.0	23.8	24.3	24.1	24.6	25.0	
	12H	23.7	24.2	24.1	24.6	24.9	23.7	24.2	24.1	24.6	24.9	
4H	2H	23.9	24.5	24.2	24.8	25.1	23.9	24.5	24.2	24.8	25.1	
	3H	23.8	24.3	24.1	24.6	25.0	23.8	24.3	24.1	24.6	25.0	
	4H	23.7	24.1	24.1	24.5	24.9	23.7	24.1	24.1	24.5	24.9	
	6H	23.6	24.0	24.0	24.4	24.8	23.6	24.0	24.0	24.4	24.8	
	8H	23.5	23.9	24.0	24.3	24.8	23.5	23.9	24.0	24.3	24.8	
	12H	23.5	23.8	23.9	24.3	24.7	23.5	23.8	24.0	24.3	24.7	
8H	4H	23.5	23.9	24.0	24.3	24.8	23.5	23.9	24.0	24.3	24.8	
	6H	23.5	23.7	23.9	24.2	24.7	23.5	23.7	23.9	24.2	24.7	
	8H	23.4	23.7	23.9	24.1	24.6	23.4	23.7	23.9	24.1	24.6	
	12H	23.4	23.6	23.9	24.1	24.6	23.4	23.6	23.9	24.1	24.6	
12H	4H	23.5	23.8	24.0	24.3	24.7	23.5	23.8	23.9	24.3	24.7	
	6H	23.4	23.7	23.9	24.1	24.6	23.4	23.7	23.9	24.1	24.6	
	8H	23.4	23.6	23.9	24.1	24.6	23.4	23.6	23.9	24.1	24.6	
Variations with the observer position at spacing:												
S =		1.0H	2.7 / -7.1				2.7 / -7.1					
		1.5H	4.8 / -11.5				4.8 / -11.5					
		2.0H	6.8 / -13.9				6.8 / -13.9					