

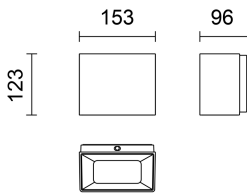

Last information update: March 2025

**Product configuration: SA39+X799.01+X805.01**

SA39: Wall-mounted luminaire - Warm White - Integrated power supply - Casambi Bluetooth - AS (Up) optic

X799.01: Flush-mounted polycarbonate guard - for Allure 120x150 - White

X805.01: Spacer base for installation via conduit - for Allure 120x150 - White

**Product code**

SA39: Wall-mounted luminaire - Warm White - Integrated power supply - Casambi Bluetooth - AS (Up) optic

**Technical description**

Wall-mounted luminaire with Warm White LED lamps, AS (Up) optic. Consists of an optical assembly, a top glass, a bottom glass and a cover raster to be purchased separately. The optical assembly is made of an aluminium alloy, subjected to a multi-step, pre-treatment process in which the main phases are degreasing, fluorozirconation (a protective surface film) and sealing (with a nano-structured silane layer). The following painting stage consists of a primer and a liquid acrylic paint, cured at 150°C, with a high level of weather and UV ray resistance. The tempered sodium-calcium upper cover glass has black serigraphy on the edge and is 5mm thick. The tempered sodium-calcium lower cover glass has black serigraphy on the edge and is 4mm thick. The product is supplied with an aluminium optic in a set back position for the lower optical assembly to obtain maximum visual comfort and a flush-mounted aluminium optic for the upper optical assembly to obtain maximum efficiency. Fitted with a PG13.5 cable gland for 8.5mm to 12.5mm diameter cables. Luminaire with Bluetooth Low Energy technology (Casambi). Frequency 2.4 GHz. The luminaire can be controlled with the Casambi system app and components that enable on-off, dimming and scene recall functions. The app is available on the Apple Store and Google Play Store. It can be integrated in the system's "Mesh" network that allows multiple luminaires to be controlled. OTA (over the air) update via app. Integrated Beacon that can be activated via an app (iBeacon) that enables smart functions for third party applications. All external screws used are made of A2 stainless steel.

**Installation**

Max luminaire-luminaire distance (\*): 10m; max smartphone-luminaire distance (\*): 10m.

**Colour**

White (01) | Black (04) | Green (07) | Grey (15) | Rust Brown (F5)

**Weight (Kg)**

1.66

**Mounting**

wall surface

**Notes**

The raster (whether flush-mounted, with a visible border or a PMMA screen) must be fitted and can be purchased separately. (\*In all case, the maximum distance is affected by the presence of physical obstacles, like concrete, brick or metal panel walls.) We suggest that a test is conducted at the installation site.

Complies with EN60598-1 and pertinent regulations

**Accessory code**

X799.01: Flush-mounted polycarbonate guard - for Allure 120x150 - White

**Technical description**

Polycarbonate guard to be installed in the lower part of the Allure product. The guard is flush-mounted using two stainless steel screws. Coated with two-component liquid paint (catalyst+ enamel).

**Installation**

The product is installed using two stainless steel screws.

**Colour**

White (01)

**Weight (Kg)**

0.03

Complies with EN60598-1 and pertinent regulations

**Accessory code**

X805.01: Spacer base for installation via conduit - for Allure 120x150 - White

**Technical description**

Die-cast aluminium spacer base designed for installing the Allure product via conduit tubes. The base is fitted with 4 holes (one on each side of the accessory). The accessory code includes 3 rubber stoppers for the holes that are not used during installation.

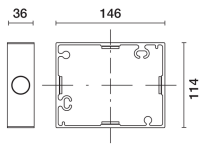
**Colour**

White (01)

**Weight (Kg)**

0.27

Complies with EN60598-1 and pertinent regulations



### Technical data

Im system:	733	Lamp code:	LED
W system:	5.5	Number of lamps for optical assembly:	1
Im source:	1040	ZVEI Code:	LED
W source:	5.5	Number of optical assemblies:	1
Luminous efficiency (lm/W, real value):	133.3	Intervalla temperatura ambiente:	from -20°C to +35°C. (*)
Im in emergency mode:	-	Power factor:	See installation instructions
Total light flux at or above an angle of 90° [Lm]:	733	Inrush current:	20 A / 25 µs
Light Output Ratio (L.O.R.) [%]:	71	Maximum number of luminaires of this type per miniature circuit breaker:	B10A: 81 luminaires B16A: 130 luminaires C10A: 135 luminaires C16A: 221 luminaires
CRI (minimum):	80	Overvoltage protection:	2kV Common mode & 1kV Differential mode
Colour temperature [K]:	3000	Control:	Casambi
MacAdam Step:	3		

\* Preliminary data

### Polar

