

## Reflex

Design iGuzzini


iGuzzini

Last information update: May 2024

### Product configuration: MV76+PA57.01

MV76: Fixed circular recessed luminaire - Ø153 mm - warm white - medium optic - UGR<19

PA57.01: Minimal flange - White



#### Product code

MV76: Fixed circular recessed luminaire - Ø153 mm - warm white - medium optic - UGR<19 **Attention! Code no longer in production**

#### Technical description

Fixed round luminaire designed to use a LED lamp with C.O.B. technology. Version without rim for mounting flush with ceiling. Reflector vacuum-metallised with aluminium vapours with an anti-scratch protective layer. Die-cast aluminium body and passive dissipation system. Product complete with LED lamp in warm white colour tone CRI 90 (3000K). General light emission, with controlled luminance UGR<19 1500 cd/m2  $\alpha$ >65° medium optic.

#### Installation

Installation flush with the ceiling is for false ceilings 12.5 mm thick

#### Colour

Aluminium (12)

#### Weight (Kg)

1.32

#### Mounting

ceiling recessed

#### Wiring

product complete with DALI components

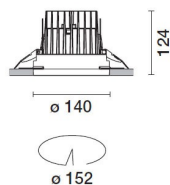
Complies with EN60598-1 and pertinent regulations



IP20

IP43

On the visible part of the product once installed



### Accessory code

PA57.01: Minimal flange - White **Attention! Code no longer in production**

#### Technical description

Adapter for plasterboard false ceilings and rapid flush with ceiling installations, specifically for fixed and wall washer Reflex recessed luminaires. Made of plastic with a border for limiting plaster and holes for installation with screws and anchors suitable for plasterboard (included). Fastening the adapter to the installation surface does not require predefined panel thicknesses.

#### Installation

Preparation hole Ø 152 mm. Fastening the perforated perimeter rim to the installation surface (fixing screws included) - subsequent operations including filling, smoothing to the reference border and finishing - final insertion of the recessed luminaire (separate code) in the adapter.

#### Colour

White (01)

#### Weight (Kg)

0.05

#### Mounting

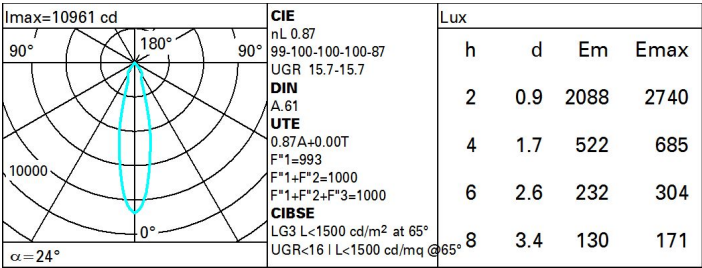
ceiling recessed

Complies with EN60598-1 and pertinent regulations

### Technical data

Im system:	2820	CRI (minimum):	90
W system:	30.9	Colour temperature [K]:	3000
Im source:	3250	MacAdam Step:	2
W source:	28	Life Time LED 1:	> 50,000h - L80 - B10 (Ta 25°C)
Luminous efficiency (Im/W, real value):	91.3	Lamp code:	LED
Im in emergency mode:	-	Number of lamps for optical assembly:	1
Total light flux at or above an angle of 90° [Lm]:	0	ZVEI Code:	LED
Light Output Ratio (L.O.R.) [%]:	87	Number of optical assemblies:	1
Beam angle [°]:	24°	Control:	DALI

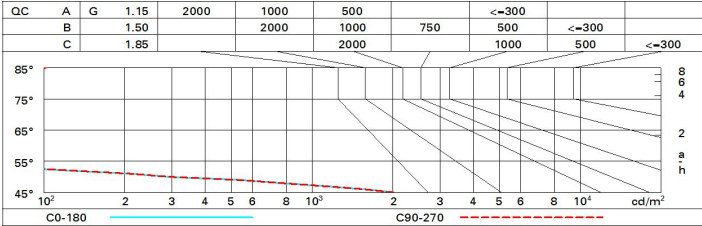
Polar



Utilisation factors

R	77	75	73	71	55	53	33	00	DRR
K0.8	78	74	71	69	73	71	70	68	78
1.0	82	78	75	73	77	75	74	72	83
1.5	86	83	81	79	82	80	79	77	88
2.0	88	86	85	83	85	84	83	80	93
2.5	90	89	87	86	87	86	85	83	96
3.0	91	90	89	88	89	88	87	85	98
4.0	92	91	91	90	90	89	88	86	99
5.0	93	92	92	91	91	90	89	87	100

Luminance curve limit



# UGR diagram

Corrected UGR values (at 3250 lm bare lamp luminous flux)												
Reflect.: ceiling/cav walls work pl. Room dim x y		0.70	0.70	0.50	0.50	0.30	0.70	0.70	0.50	0.50	0.30	0.30
		0.50	0.30	0.50	0.30	0.30	0.50	0.30	0.50	0.30	0.30	0.30
		0.20	0.20	0.20	0.20	0.20	0.20	0.20	0.20	0.20	0.20	0.20
		viewed crosswise					viewed endwise					
2H	2H	16.6	18.4	17.0	18.7	19.0	16.6	18.4	17.0	18.7	19.0	
	3H	16.5	17.8	16.8	18.1	18.4	16.5	17.8	16.8	18.1	18.4	
	4H	16.4	17.5	16.8	17.9	18.2	16.4	17.5	16.8	17.9	18.2	
	6H	16.3	17.4	16.7	17.7	18.1	16.3	17.4	16.7	17.7	18.1	
	8H	16.3	17.3	16.6	17.7	18.0	16.3	17.3	16.6	17.7	18.0	
	12H	16.2	17.3	16.6	17.6	18.0	16.2	17.3	16.6	17.6	18.0	
4H	2H	16.4	17.5	16.8	17.9	18.2	16.4	17.5	16.8	17.9	18.2	
	3H	16.2	17.3	16.6	17.6	18.0	16.2	17.3	16.6	17.6	18.0	
	4H	16.1	17.1	16.5	17.5	17.9	16.1	17.1	16.5	17.5	17.9	
	6H	15.9	17.2	16.3	17.6	18.0	15.9	17.2	16.3	17.6	18.0	
	8H	15.7	17.2	16.2	17.7	18.1	15.7	17.2	16.2	17.7	18.1	
	12H	15.6	17.2	16.1	17.7	18.2	15.6	17.2	16.1	17.7	18.2	
8H	4H	15.7	17.2	16.2	17.7	18.1	15.7	17.2	16.2	17.7	18.1	
	6H	15.6	17.1	16.1	17.6	18.1	15.6	17.1	16.1	17.6	18.1	
	8H	15.6	16.9	16.1	17.4	17.9	15.6	16.9	16.1	17.4	17.9	
	12H	15.6	16.6	16.1	17.1	17.6	15.6	16.6	16.1	17.1	17.6	
12H	4H	15.6	17.2	16.1	17.7	18.2	15.6	17.2	16.1	17.7	18.2	
	6H	15.6	16.9	16.1	17.4	17.9	15.6	16.9	16.1	17.4	17.9	
	8H	15.6	16.6	16.1	17.1	17.6	15.6	16.6	16.1	17.1	17.6	
Variations with the observer position at spacing:												
S =		1.0H	5.1 / -31.3					5.1 / -31.3				
		1.5H	7.9 / -31.6					7.9 / -31.6				
		2.0H	9.9 / -31.8					9.9 / -31.8				