

Agorà embodies its dual function in its very name. An architectural spotlight created for installation not necessarily in squares as such but in all urban places, or meeting places, in our cities, towns or neighbourhoods. The Greek word "agorà" means to gather, to summon so that Agorà becomes a tool bringing life to cities, offering citizens and people light for meeting and living well while feeling safe in the streets and squares of our cities.

Luminaire characteristic:	Power input source: 27W to 248W Power input system: 30.9W to 268.6W Lumens system for 3000K, 80CRI: 2063lm to 28 606lm Luminaire efficacy for 3000K, 80CRI: Up to 112lm/W
Source:	White LED (LM-80), 2200K: 80CRI, 2700K: 80CRI, 3000K: 80CRI, 3500K: 80CRI, (90CRI, SS optic only) 4000K: 80CRI.
Lumen maintenance:	90% of initial lumens at 100 000 hours (L90 B10) T77 °F (25°C) 90% of initial lumens at 100 000 hours (L90 B10) T104 °F (40°C)
Optic:	Available in super spot, spot, flood, wide flood and wall washer optics. Full line of professional accessories (page 4)
Material:	Optical body, accessory holder ring: Die-cast aluminum; Optic diffuser: PMMA; Protective screen: 3/16" (4mm) thick extra-clear sodium-calcium closure glass. Mounting bracket: Steel.
Mounting:	Vertical or horizontal surface and pole mount with included mounting bracket. See all mounting accessories on page 3. Supplied with 23ft (7m) of power cable. SOOW 3/18AWG power cable.
Adjustment:	Bracket can be rotated up to 70° on the horizontal plane (see instruction sheet for details on adjustment). Optical body can be tilted up to 180° or 220° (see p.11-12)
Electrical:	High efficiency dimmable remote LED driver, rated at 50 000 hours. 120V/277V. See remote options (page 6-8)
Dimming:	0-10V or DMX-RDM (120-277V), down to 10%. See dimmable remote options (page 6-11).
Finish:	Black (RAL9005), gray (RAL9007), rust brown (RAL8017) or white (RAL9016), painted finish with a high level of weather and UV resistance. The coating is electrostatically applied, durable acrylic enamel baked at high temperatures for superior color retentive finish.
Operating temperature:	HE: -30°C to 50°C (-22°F to 122°F); BO: -30°C to 50°C (-22°F to 122°F); BO for SM: -30°C to 35°C (-22°F to 95°F); HO: -30°C to 35°C (-22°F to 95°F); HO for SM: -30°C to 50°C (-22°F to 122°F); VHO: -30°C to 35°C (-22°F to 95°F);
Weight:	CM - micro Ø8" 6.55lb (2.97kg) NM - mini Ø10" 7.94lb (3.6kg) SM - small Ø12.5" 12.61lb (5.72kg) MM - medium Ø14.5" 15.43lb (7kg) LM - large Ø20.5" 30.42lb (13.8kg)
Warranty:	5 year limited warranty.
Ratings:	IP66, IK08



cULus listed for wet location.

ORDERING INFO



PRODUCT CODE

MODEL	SIZE	OUTPUT	LED	OPTIC	VOLTAGE	FINISH
IAGR With standard bracket	CM Micro Ø8" (204mm)	HE 1 High efficiency	822 2 2200K, 80CRI	SS 5 Super spot - Micro (4°) - Mini (4°) - Small (4°) - Medium (4°) - Large (4°)	REM Remote	01 White
IAGRS With short bracket	NM Mini Ø10" (254mm)	BO Base output	827 2700K, 80CRI	SP 6 Spot - Micro (16°) - Mini (16°) - Small (16°) - Medium (16°) - Large (16°)	REM Remote	02 Black
	SM Small Ø12.5" (313mm)	HO High output	830 3000K, 80CRI			15 Gray
	MM Medium Ø14.5" (368mm)	VHO 1 Very High output	835 3 3500K, 80CRI			F5 Rust brown
	LM Large Ø20.5" (516mm)		840 4000K, 80CRI			
			935 4 3500K, 90CRI	FL 8 Flood - Micro (30°) - Mini (30°) - Small (30°) - Medium (30°) - Large (28°)		
				WF 6 Wide Flood - Micro (50°) - Mini (50°) - Small (50°) - Medium (44°) - Large (44°)		
				WW 7 Wall Washer - Micro - Mini - Small		

To select accessories see page 3 to 4
To select remote driver see page 5 to 11


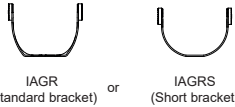
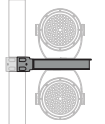
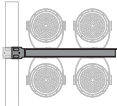
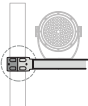
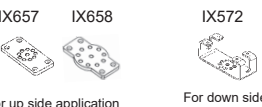

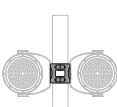


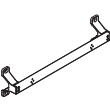
- 1 Available for small (SM) model. Also available for large (LM) model with super spot (SS) optic.
- 2 Not available for spot (SP) and wide flood (WF) optics.
- 3 Not available for super spot (SS) optics.
- 4 Only available for super spot (SS) optics.
- 5 Available for micro (CM) model.
Available for mini (NM) model.
Available for small (SM) model with high (HO) or very high (VHO) outputs.
Available for medium (MM) model.
Available for large (LM) model.
- 6 Available for micro (CM), mini (NM), small (SM) and medium (MM) models. Also available for large (LM) model with base (BO) or high (HO) outputs.
- 7 Available for micro (CM), mini (NM) and small (SM) model.
- 8 Available for micro (CM), mini (NM), small (SM), medium (MM) and large (LM) models.

POLE-MOUNTED ACCESSORIES
(TO BE ORDERED SEPARATELY)

For available configuration and details on installation, consult the instruction sheet.

01 - White 02 - Black 15 - Gray F5 - Rust brown



	MECHANICAL ACCESSORIES									
	CM - Micro Ø8" (Ø204mm)		NM - Mini Ø10" (Ø254mm)		SM - Small Ø12.5" (Ø313mm)		MM - Medium Ø14.5" (Ø368mm)		LM - Large Ø20.5" (Ø516mm)	
 <p>IAGR (Standard bracket) or IAGRS (Short bracket)</p>	BRACKETS									
	IAGR <input type="checkbox"/>	IAGRS <input type="checkbox"/>	IAGR <input type="checkbox"/>	IAGRS <input type="checkbox"/>	IAGR <input type="checkbox"/>	IAGRS <input type="checkbox"/>	IAGR <input type="checkbox"/>	IAGRS <input type="checkbox"/>	IAGR <input type="checkbox"/>	IAGRS <input type="checkbox"/>
	POLE INSTALLATION WITH ARMS									
 <p>Arm for 1/2 floodlights ¹</p> <p>Length 19 1/4" (488mm) Weight 11.11lb (5.04kg) EPA 0.33ft² (0.031m²)</p>	IX568 <input type="checkbox"/>	IX568 <input type="checkbox"/>	IX568 <input type="checkbox"/>	IX568 <input type="checkbox"/>	IX568 <input type="checkbox"/>	IX568 <input type="checkbox"/>	IX568 <input type="checkbox"/>	IX568 <input type="checkbox"/>	IX568 <input type="checkbox"/>	IX568 <input type="checkbox"/>
 <p>Arm for 2/4 floodlights ¹</p> <p>Length 37 1/4" (946mm) Weight 18.14lb (8.23kg) EPA 0.64ft² (0.060m²)</p>	IX570 <input type="checkbox"/>	IX570 <input type="checkbox"/>	IX570 <input type="checkbox"/>	IX570 <input type="checkbox"/>	IX570 <input type="checkbox"/>	IX570 <input type="checkbox"/>	IX570 <input type="checkbox"/>	IX570 <input type="checkbox"/>	IX570 <input type="checkbox"/>	IX570 <input type="checkbox"/>
 <p>Counter flange ¹</p> <p>Weight 4.76lb (2.16kg) EPA 0.064ft² (0.006m²)</p>	I6161 <input type="checkbox"/>	I6161 <input type="checkbox"/>	I6161 <input type="checkbox"/>	I6161 <input type="checkbox"/>	I6161 <input type="checkbox"/>	I6161 <input type="checkbox"/>	I6161 <input type="checkbox"/>	I6161 <input type="checkbox"/>	I6161 <input type="checkbox"/>	I6161 <input type="checkbox"/>
	MANDATORY ADAPTOR WITH ARM IX568 / IX570									
 <p>IX657 IX658 IX572</p> <p>For up side application For down side application</p>	IX657 <input type="checkbox"/>	IX572 <input type="checkbox"/>	IX657 <input type="checkbox"/>	IX572 <input type="checkbox"/>	IX657 <input type="checkbox"/>	IX572 <input type="checkbox"/>	IX657 <input type="checkbox"/>	IX572 <input type="checkbox"/>	IX657 ³ <input type="checkbox"/>	IX658 ² <input type="checkbox"/>
	POLE INSTALLATION WITH FLANGES									
 <p>Flange for 1 floodlight ¹</p> <p>Weight 1.98lb (0.9kg) EPA 0.13ft² (0.013m²)</p>	I6111 <input type="checkbox"/>	I6111 <input type="checkbox"/>	I6111 <input type="checkbox"/>	I6111 <input type="checkbox"/>	I6111 <input type="checkbox"/>	I6111 <input type="checkbox"/>	I6111 <input type="checkbox"/>	I6111 <input type="checkbox"/>	I6111 <input type="checkbox"/>	I6111 <input type="checkbox"/>
 <p>Flange for 2 floodlights ¹</p> <p>Weight 2.20lb (1kg) EPA 0.13ft² (0.013m²)</p>	I6112 <input type="checkbox"/>	I6112 <input type="checkbox"/>	I6112 <input type="checkbox"/>	I6112 <input type="checkbox"/>	I6112 <input type="checkbox"/>	I6112 <input type="checkbox"/>	I6112 <input type="checkbox"/>	I6112 <input type="checkbox"/>	I6112 <input type="checkbox"/>	I6112 <input type="checkbox"/>
 <p>Minimal flange ¹</p> <p>Pole must have threaded hole to hold minimal flange IX738. See instruction sheet for threading information.</p>	IX738 <input type="checkbox"/>	IX738 <input type="checkbox"/>	IX738 <input type="checkbox"/>	IX738 <input type="checkbox"/>	IX738 <input type="checkbox"/>	IX738 <input type="checkbox"/>	IX738 <input type="checkbox"/>	IX738 <input type="checkbox"/>	IX738 <input type="checkbox"/>	IX738 <input type="checkbox"/>
	MANDATORY ADAPTOR FOR MINIMAL FLANGE IX738									
										IX739 ² <input type="checkbox"/>
	MULTI SUPPORT									
 <p>I6014 - For 2 floodlights 37 1/4" x 9 1/4" x 5 1/2" (962 x 236 x 141mm)</p> <p>I6015 - For 3 floodlights 61 1/4" x 9 1/4" x 5 1/2" (1560 x 236 x 141mm)</p>	I6014 <input type="checkbox"/>	I6015 <input type="checkbox"/>	I6014 <input type="checkbox"/>	I6015 <input type="checkbox"/>	I6014 <input type="checkbox"/>	I6015 <input type="checkbox"/>	I6014 <input type="checkbox"/>	I6015 <input type="checkbox"/>	I6014 <input type="checkbox"/>	I6015 <input type="checkbox"/>

¹ Pole Ø: 4" (102mm). Consult instruction sheet for more layouts.
² For large model with standard bracket IAGR (IX550)
³ For large model with short bracket IAGRS (IX553)

POLE Ø4" (Ø 102mm)
(To be ordered separately)



SUPPLIED BY OTHER
CONTACT FACTORY FOR POLE SPECIFICATION

HEIGHT: _____ FT

MODEL: Straight

INSTALLATION: Anchor bolts

ACCESS DOOR: Included (3' from ground)

MATERIAL: Aluminum

Galvanized steel

FINISH: 01 - White RAL9016

02 - Black RAL9005

15 - Gray RAL9007

F5 - Rust brown RAL8017

Custom RAL _____

MODELS	EPA*
CM - Micro Ø8" (Ø204mm)	0.52ft ² (0,049m ²)
NM - Mini Ø10" (Ø254mm)	0.79ft ² (0,074m ²)
SM - Small Ø12.5" (Ø313mm)	1.22ft ² (0,113m ²)
MM - Medium Ø14.5" (Ø368mm)	1.78ft ² (0,165m ²)
LM - Large Ø20.5" (Ø516mm)	3.06ft ² (0,284m ²)

* Calculated with cylindrical screen. To have the total EPA, add all the EPA values for each items in the composition.

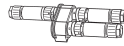
CONNECTION ACCESSORIES
(TO BE ORDERED SEPERATELY)

For available configuration and details on installation, consult the instruction sheet.

IP68 CONNECTION KIT

For 0.31-0.67" (8-17mm) cable, 16-14 AWG conductors
No finish available

IX765 - 3 way male/female junction connector for serie connection, 600V.



IX768 - 3 poles male + female connector, 600V.



4543-00 - Connection box



RESISTOR DMX KIT:











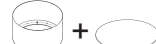
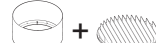



For DMX driver box. One pc needed at the end of the line.

RES-058-KIT - End of line 120 ohms resistor.



ACCESSORIES (TO BE ORDERED SEPARATELY)
For installation, consult the instruction sheet.



ACCESSORIES	CM - Micro Ø8" (Ø204mm)	NM - Mini Ø10" (Ø254mm)	SM - Small Ø12.5" (Ø313mm)	MM - Medium Ø14.5" (Ø368mm)	LM - Large Ø20.5" (Ø516mm)
	<input type="checkbox"/>	<input type="checkbox"/>	<input type="checkbox"/>	<input type="checkbox"/>	<input type="checkbox"/>
EXTERNAL 1 MAX					
Protection Grid (for IK10) (Stainless steel) 	IX813 <input type="checkbox"/>	IX722 <input type="checkbox"/>	IX496 <input type="checkbox"/>	IX502 <input type="checkbox"/>	IX508 <input type="checkbox"/>
Cylindrical screen (black) 	IX814 <input type="checkbox"/>	IX723 <input type="checkbox"/>	IX497 <input type="checkbox"/>	IX503 <input type="checkbox"/>	IX509 <input type="checkbox"/>
Cylindrical screen 30°/45° (black) 	IX815 <input type="checkbox"/>	IX724 <input type="checkbox"/>	IX498 <input type="checkbox"/>	IX504 <input type="checkbox"/>	IX510 <input type="checkbox"/>
INTERNAL 1 MAX					
Refractor for elliptical distribution 	IX817 ¹ <input type="checkbox"/>	IX726 ¹ <input type="checkbox"/>	IX500 ¹ <input type="checkbox"/>	IX506 <input type="checkbox"/>	IX512 <input type="checkbox"/>
Diffusing glass 	IX818 ¹ <input type="checkbox"/>	IX727 ¹ <input type="checkbox"/>	IX501 ¹ <input type="checkbox"/>	IX507 <input type="checkbox"/>	IX513 <input type="checkbox"/>
Longitudinal Louvre (black) 	IX816 ¹ <input type="checkbox"/>	IX725 ¹ <input type="checkbox"/>	IX499 ¹ <input type="checkbox"/>	IX505 <input type="checkbox"/>	IX511 <input type="checkbox"/>
COMBINATION					
	IX813 + IX817 ¹ <input type="checkbox"/>	IX722 + IX726 ¹ <input type="checkbox"/>	IX496 + IX500 ¹ <input type="checkbox"/>	IX502 + IX506 <input type="checkbox"/>	IX508 + IX512 <input type="checkbox"/>
	IX813 + IX818 ¹ <input type="checkbox"/>	IX722 + IX727 ¹ <input type="checkbox"/>	IX496 + IX501 ¹ <input type="checkbox"/>	IX502 + IX507 <input type="checkbox"/>	IX508 + IX513 <input type="checkbox"/>
	IX813 + IX816 ¹ <input type="checkbox"/>	IX722 + IX725 ¹ <input type="checkbox"/>	IX496 + IX499 ¹ <input type="checkbox"/>	IX502 + IX505 <input type="checkbox"/>	IX508 + IX511 <input type="checkbox"/>
	IX814 + IX817 ¹ <input type="checkbox"/>	IX723 + IX726 ¹ <input type="checkbox"/>	IX497 + IX500 ¹ <input type="checkbox"/>	IX503 + IX506 <input type="checkbox"/>	IX509 + IX512 <input type="checkbox"/>
	IX814 + IX818 ¹ <input type="checkbox"/>	IX723 + IX727 ¹ <input type="checkbox"/>	IX497 + IX501 ¹ <input type="checkbox"/>	IX503 + IX507 <input type="checkbox"/>	IX509 + IX513 <input type="checkbox"/>
	IX814 + IX816 ¹ <input type="checkbox"/>	IX723 + IX725 ¹ <input type="checkbox"/>	IX497 + IX499 ¹ <input type="checkbox"/>	IX503 + IX505 <input type="checkbox"/>	IX509 + IX511 <input type="checkbox"/>
	IX815 + IX817 ¹ <input type="checkbox"/>	IX724 + IX726 ¹ <input type="checkbox"/>	IX498 + IX500 ¹ <input type="checkbox"/>	IX504 + IX506 <input type="checkbox"/>	IX510 + IX512 <input type="checkbox"/>
	IX815 + IX818 ¹ <input type="checkbox"/>	IX724 + IX727 ¹ <input type="checkbox"/>	IX498 + IX501 ¹ <input type="checkbox"/>	IX504 + IX507 <input type="checkbox"/>	IX510 + IX513 <input type="checkbox"/>
	IX815 + IX816 ¹ <input type="checkbox"/>	IX724 + IX725 ¹ <input type="checkbox"/>	IX498 + IX499 ¹ <input type="checkbox"/>	IX504 + IX505 <input type="checkbox"/>	IX510 + IX511 <input type="checkbox"/>

¹ Not available for wall washer version.

REMOTE LED DRIVER OPTIONS (TO BE ORDERED SEPARATELY)

To achieve DMX, the module used is a DMX RDM to 0-10V converter that enable the driver to be controlled by a DMX system. It is compatible with standard DMX network. Up to 32 units may be daisy-chained, terminated by a 120ohm resistor with a maximum 330ft DMX circuit.

PRODUCT CODE

AGORÀ MICRO

INDOOR RATED Driver box model	Min-max units			
	IAGR-CM		IAGR-CM-...SS	
	BO (27W)	HO (33W)	BO (27W)	HO (34W)
4449-0400-042-UNV-D10	1		1	
4449-0400-042-UNV-DMX	1		1	
4449-0500-053-UNV-D10		1		1
4449-0500-053-UNV-DMX		1		1
4449-0400-091-UNV-D10	2		2	
4449-0400-091-UNV-DMX	2		2	
4449-0500-114-UNV-D10		2		2
4449-0500-114-UNV-DMX		2		2
4449-0400-170-UNV-D10	3-4		3-4	
4449-0400-170-UNV-DMX	3-4		3-4	
4449-0500-213-UNV-D10		3-4		3-4
4449-0500-213-UNV-DMX		3-4		3-4
4446-0400-217-UNV-D10	5		5	
4446-0400-217-UNV-DMX	5		5	
4446-0500-272-UNV-D10		5		5
4446-0500-272-UNV-DMX		5		5

OUTDOOR RATED Driver box model	Min-max units			
	IAGR-CM		IAGR-CM-...SS	
	BO (27W)	HO (33W)	BO (27W)	HO (34W)
4549-0400-042-UNV-D10	1		1	
4549-0400-042-UNV-DMX	1		1	
4549-0500-053-UNV-D10		1		1
4549-0500-053-UNV-DMX		1		1
4555-0400-091-UNV-D10	2		2	
4555-0400-091-UNV-DMX	2		2	
4555-0500-114-UNV-D10		2		2
4555-0500-114-UNV-DMX		2		2
4555-0400-170-UNV-D10	3-4		3-4	
4555-0400-170-UNV-DMX	3-4		3-4	
4555-0500-213-UNV-D10		3-4		3-4
4555-0500-213-UNV-DMX		3-4		3-4
4557-0400-217-UNV-D10	5		5	
4557-0400-217-UNV-DMX	5		5	
4557-0500-272-UNV-D10		5		5
4557-0500-272-UNV-DMX		5		5

AGORÀ MINI

INDOOR RATED Driver box model	Min-max units			
	IAGR-NM		IAGR-NM-...SS	
	BO (45W)	HO (53W)	BO (43W)	HO (55W)
4449-0840-075-UNV-D10			1	
4449-0840-075-UNV-DMX			1	
4449-0840-120-UNV-D10			2	
4449-0840-120-UNV-DMX			2	
4449-0840-192-UNV-D10			2-3	
4449-0840-192-UNV-DMX			2-3	
4449-0840-320-UNV-D10			4-6	
4449-0840-320-UNV-DMX			4-6	
4446-0840-456-UNV-D10			5-9	
4446-0840-456-UNV-DMX			5-9	
4449-0700-075-UNV-D10	1			1
4449-0700-075-UNV-DMX	1			1
4449-0700-160-UNV-D10	2			
4449-0700-160-UNV-DMX	2			
4449-0700-320-UNV-D10	3-5			
4449-0700-320-UNV-DMX	3-5			
4449-0700-380-UNV-D10	5-7			
4449-0700-380-UNV-DMX	5-7			
4449-1050-075-UNV-D10				1
4449-1050-075-UNV-DMX				1
4449-1050-150-UNV-D10				2
4449-1050-150-UNV-DMX				2
4449-1050-240-UNV-D10				2-3
4449-1050-240-UNV-DMX				2-3
4449-1050-320-UNV-D10				4-5
4449-1050-320-UNV-DMX				4-5
4449-1050-571-UNV-D10				5-9
4449-1050-571-UNV-DMX				5-9
4449-1140-075-UNV-D10		1		
4449-1140-075-UNV-DMX		1		
4446-1140-150-UNV-D10		2		
4446-1140-150-UNV-DMX		2		
4446-1140-240-UNV-D10		2-3		
4446-1140-240-UNV-DMX		2-3		
4446-1140-620-UNV-D10		5-9		
4446-1140-620-UNV-DMX		5-9		

OUTDOOR RATED Driver box model	Min-max units			
	IAGR-NM		IAGR-NM-...SS	
	BO (45W)	HO (53W)	BO (43W)	HO (55W)
4549-0840-075-UNV-D10			1	
4549-0840-075-UNV-DMX			1	
4549-0840-120-UNV-D10			2	
4549-0840-120-UNV-DMX			2	
4555-0840-192-UNV-D10			2-3	
4555-0840-192-UNV-DMX			2-3	
4555-0840-320-UNV-D10			4-6	
4555-0840-320-UNV-DMX			4-6	
4557-0840-456-UNV-D10			5-9	
4557-0840-456-UNV-DMX			5-9	
4549-0700-075-UNV-D10	1			
4549-0700-075-UNV-DMX	1			
4549-0700-160-UNV-D10	2			
4549-0700-160-UNV-DMX	2			
4555-0700-320-UNV-D10	3-5			
4555-0700-320-UNV-DMX	3-5			
4555-0700-380-UNV-D10	5-7			
4555-0700-380-UNV-DMX	5-7			
4549-1050-075-UNV-D10				
4549-1050-075-UNV-DMX				
4549-1050-150-UNV-D10				2
4549-1050-150-UNV-DMX				2
4555-1050-240-UNV-D10				2-3
4555-1050-240-UNV-DMX				2-3
4555-1050-320-UNV-D10				4-5
4555-1050-320-UNV-DMX				4-5
4557-1050-571-UNV-D10				5-9
4557-1050-571-UNV-DMX				5-9
4549-1140-075-UNV-D10		1		
4549-1140-075-UNV-DMX		1		
4549-1140-150-UNV-D10		2		
4549-1140-150-UNV-DMX		2		
4555-1140-240-UNV-D10		2-3		
4555-1140-240-UNV-DMX		2-3		
4557-1140-620-UNV-D10		5-9		
4557-1140-620-UNV-DMX		5-9		

REMOTE LED DRIVER OPTIONS (TO BE ORDERED SEPARATELY)

PRODUCT CODE

AGORÀ SMALL

INDOOR RATED Driver box model	Min-max units					
	IAGR-SM		IAGR-SM		IAGR-SM...SS	
	HE (57W)	BO (69W)	HO (72W)	VHO (89W)	HO (65W)	VHO (86W)
4449-0960-091-UNV-D10					1	
4449-0960-091-UNV-DMX					1	
4449-0960-219-UNV-D10					2-3	
4449-0960-219-UNV-DMX					2-3	
4449-0960-320-UNV-D10					3-4	
4449-0960-320-UNV-DMX					3-4	
4446-0960-522-UNV-D10					4-7	
4446-0960-522-UNV-DMX					4-7	
4449-1050-075-UNV-D10	1					
4449-1050-075-UNV-DMX	1					
4449-1050-240-UNV-D10	2-3					
4449-1050-240-UNV-DMX	2-3					
4449-1050-320-UNV-D10	4-5					
4449-1050-320-UNV-DMX	4-5					
4446-1050-571-UNV-D10	4-8					
4446-1050-571-UNV-DMX	4-8					
4449-1110-150-UNV-D10			1			
4449-1110-150-UNV-DMX			1			
4449-1110-240-UNV-D10			2			
4449-1110-240-UNV-DMX			2			
4446-1110-603-UNV-D10			4-7			
4446-1110-603-UNV-DMX			4-7			
4449-1260-100-UNV-D10		1				
4449-1260-100-UNV-DMX		1				
4449-1260-240-UNV-D10		2				
4449-1260-240-UNV-DMX		2				
4446-1260-680-UNV-D10		4-8				
4446-1260-680-UNV-DMX		4-8				
4449-1275-150-UNV-D10					1	
4449-1275-150-UNV-DMX					1	
4449-1275-240-UNV-D10					2	
4449-1275-240-UNV-DMX					2	
4446-1275-680-UNV-D10					4-7	
4446-1275-680-UNV-DMX					4-7	
4449-1365-150-UNV-D10				1		
4449-1365-150-UNV-DMX				1		
4449-1365-240-UNV-D10				2		
4449-1365-240-UNV-DMX				2		
4446-1365-680-UNV-D10				4-6		
4446-1365-680-UNV-DMX				4-6		

OUTDOOR RATED Driver box model	Min-max units					
	IAGR-SM		IAGR-SM		IAGR-SM...SS	
	HE (57W)	BO (69W)	HO (72W)	VHO (89W)	HO (65W)	VHO (86W)
4549-0960-091-UNV-D10					1	
4549-0960-091-UNV-DMX					1	
4555-0960-219-UNV-D10					2-3	
4555-0960-219-UNV-DMX					2-3	
4555-0960-320-UNV-D10					3-4	
4555-0960-320-UNV-DMX					3-4	
4557-0960-522-UNV-D10					4-7	
4557-0960-522-UNV-DMX					4-7	
4549-1050-075-UNV-D10	1					
4549-1050-075-UNV-DMX	1					
4555-1050-240-UNV-D10	2-3					
4555-1050-240-UNV-DMX	2-3					
4555-1050-320-UNV-D10	4-5					
4555-1050-320-UNV-DMX	4-5					
4557-1050-571-UNV-D10	4-8					
4557-1050-571-UNV-DMX	4-8					
4549-1110-150-UNV-D10			1			
4549-1110-150-UNV-DMX			1			
4555-1110-240-UNV-D10			2			
4555-1110-240-UNV-DMX			2			
4557-1110-603-UNV-D10			4-7			
4557-1110-603-UNV-DMX			4-7			
4549-1260-100-UNV-D10		1				
4549-1260-100-UNV-DMX		1				
4555-1260-240-UNV-D10		2				
4555-1260-240-UNV-DMX		2				
4557-1260-680-UNV-D10		4-8				
4557-1260-680-UNV-DMX		4-8				
4549-1275-150-UNV-D10					1	
4549-1275-150-UNV-DMX					1	
4555-1275-240-UNV-D10					2	
4555-1275-240-UNV-DMX					2	
4557-1275-680-UNV-D10					4-7	
4557-1275-680-UNV-DMX					4-7	
4549-1365-150-UNV-D10				1		
4549-1365-150-UNV-DMX				1		
4555-1365-240-UNV-D10				2		
4555-1365-240-UNV-DMX				2		
4557-1365-680-UNV-D10				4-6		
4557-1365-680-UNV-DMX				4-6		

REMOTE LED DRIVER OPTIONS (TO BE ORDERED SEPARATELY)

PRODUCT CODE

AGORÀ MEDIUM

INDOOR RATED Driver box model	Min-max units			
	IAGR-MM		IAGR-MM...SS	
	BO (120W)	HO (162W)	BO (88W)	HO (116W)
4449-0750-171-UNV-D10			1	
4449-0750-171-UNV-DMX			1	
4449-0750-320-UNV-D10			2-3	
4449-0750-320-UNV-DMX			2-3	
4446-0750-408-UNV-D10			2-4	
4446-0750-408-UNV-DMX			2-4	
4449-0990-141-UNV-D10				1
4449-0990-141-UNV-DMX				1
4449-0990-320-UNV-D10				2
4449-0990-320-UNV-DMX				2
4446-0990-538-UNV-D10				2-4
4446-0990-538-UNV-DMX				2-4
4449-1050-150-UNV-D10	1			
4449-1050-150-UNV-DMX	1			
4449-1050-320-UNV-D10	2			
4449-1050-320-UNV-DMX	2			
4446-1050-571-UNV-D10	2-4			
4446-1050-571-UNV-DMX	2-4			
4449-1410-240-UNV-D10		1		
4449-1410-240-UNV-DMX		1		
4446-1410-680-UNV-D10			2-3	
4446-1410-680-UNV-DMX			2-3	

OUTDOOR RATED Driver box model	Min-max units			
	IAGR-MM		IAGR-MM...SS	
	BO (120W)	HO (162W)	BO (88W)	HO (116W)
4555-0750-171-UNV-D10			1	
4555-0750-171-UNV-DMX			1	
4555-0750-320-UNV-D10			2-3	
4555-0750-320-UNV-DMX			2-3	
4557-0750-408-UNV-D10			2-4	
4557-0750-408-UNV-DMX			2-4	
4549-0990-141-UNV-D10				1
4549-0990-141-UNV-DMX				1
4555-0990-320-UNV-D10				2
4555-0990-320-UNV-DMX				2
4557-0990-538-UNV-D10				2-4
4557-0990-538-UNV-DMX				2-4
4555-1050-150-UNV-D10	1			
4555-1050-150-UNV-DMX	1			
4555-1050-320-UNV-D10	2			
4555-1050-320-UNV-DMX	2			
4557-1050-571-UNV-D10	2-4			
4557-1050-571-UNV-DMX	2-4			
4555-1410-240-UNV-D10		1		
4555-1410-240-UNV-DMX		1		
4557-1410-680-UNV-D10			2-3	
4557-1410-680-UNV-DMX			2-3	

AGORÀ LARGE

INDOOR RATED Driver box model	Min-max units					
	IAGR-LM		IAGR-LM...SS		IAGR-LM...SS	
	BO (198W)	HO (248W)	HE (143W)	BO (134W)	HO (176W)	VHO (190W)
4449-0585-267-UNV-D10			1			
4449-0585-267-UNV-DMX			1			
4449-0780-320-UNV-D10						1
4449-0780-320-UNV-DMX						1
4449-0840-320-UNV-D10	1					
4449-0840-320-UNV-DMX	1					
4446-0840-456-UNV-D10	2					
4446-0840-456-UNV-DMX	2					
4449-0855-195-UNV-D10				1		
4449-0855-195-UNV-DMX				1		
4446-0855-465-UNV-D10				2-3		
4446-0855-465-UNV-DMX				2-3		
4449-1050-320-UNV-D10	1					
4449-1050-320-UNV-DMX	1					
4446-1050-571-UNV-D10	2					
4446-1050-571-UNV-DMX	2					
4449-1125-240-UNV-D10					1	
4449-1125-240-UNV-DMX					1	
4446-1125-612-UNV-D10					2-3	
4446-1125-612-UNV-DMX					2-3	

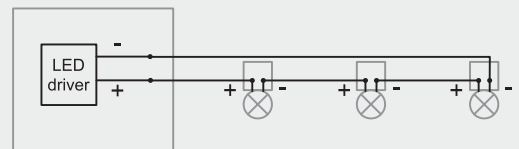
OUTDOOR RATED Driver box model	Min-max units					
	IAGR-LM		IAGR-LM...SS		IAGR-LM...SS	
	BO (198W)	HO (248W)	HE (143W)	BO (134W)	HO (176W)	VHO (190W)
4555-0585-267-UNV-D10			1			
4555-0585-267-UNV-DMX			1			
4555-0780-320-UNV-D10						1
4555-0780-320-UNV-DMX						1
4555-0840-320-UNV-D10	1					
4555-0840-320-UNV-DMX	1					
4557-0840-456-UNV-D10	2					
4557-0840-456-UNV-DMX	2					
4555-0855-195-UNV-D10				1		
4555-0855-195-UNV-DMX				1		
4557-0855-465-UNV-D10				2-3		
4557-0855-465-UNV-DMX				2-3		
4555-1050-320-UNV-D10	1					
4555-1050-320-UNV-DMX	1					
4557-1050-571-UNV-D10	2					
4557-1050-571-UNV-DMX	2					
4555-1125-240-UNV-D10					1	
4555-1125-240-UNV-DMX					1	
4557-1125-612-UNV-D10					2-3	
4557-1125-612-UNV-DMX					2-3	

DRIVER BOX MODEL DESCRIPTION

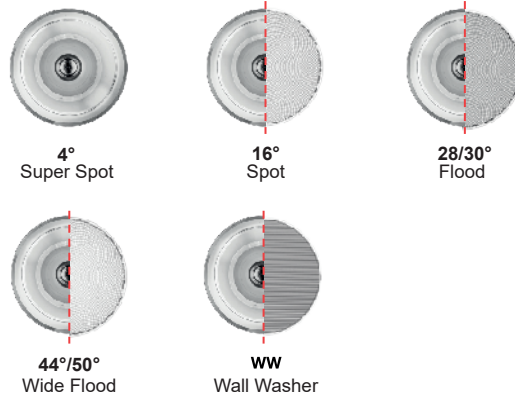
MODEL	CONSTANT CURRENT	WATTAGE	VOLTAGE	DIMMING PROTOCOL
4446 16" x 12" x 4" (406 x 305 x 102mm)	0400 to 1410 400mA to 1410mA	042 to 680 42W to 680W	UNV 120-277V	D10 0-10V Max distance: 100m (330ft)* (down to 10%) DMX DMX-RDM Max distance: 100m (330ft)* (down to 1%)
4449 12" x 8" x 4" (305 x 203 x 102mm)				
4549 14.5" x 5" x 3.5" (368 x 127 x 89mm)				
4555 13" x 9" x 4.5" (330 x 229 x 114mm)				
4557 15.75" x 9" x 7.1" (400 x 229 x 180mm)				

*Max distance cable calculated for 16AWG cable. Contact customer service for longer remote distance.

WIRING DIAGRAMS
Multiple luminaires must be connected in series (home run or fixture chain)



OPTI BEAM LENS + REFRACTORS



LUMEN MAINTENANCE

	CM - MICRO Ø8" (204mm)	NM - MINI Ø10" (254mm)	SM - SMALL Ø12.5" (313mm)	MM - MEDIUM Ø14.5" (368mm)	LM - LARGE Ø20.5" (516mm)
L90- B10 (ta 25°C (77°F))	>100 000h	>100 000h	>100 000h	>100 000h	>100 000h
L90- B10 (ta 40°C (104°F))	>100 000h	>100 000h	>100 000h	>100 000h	>100 000h

PROFESSIONAL OPTICS

5 Primary Optics

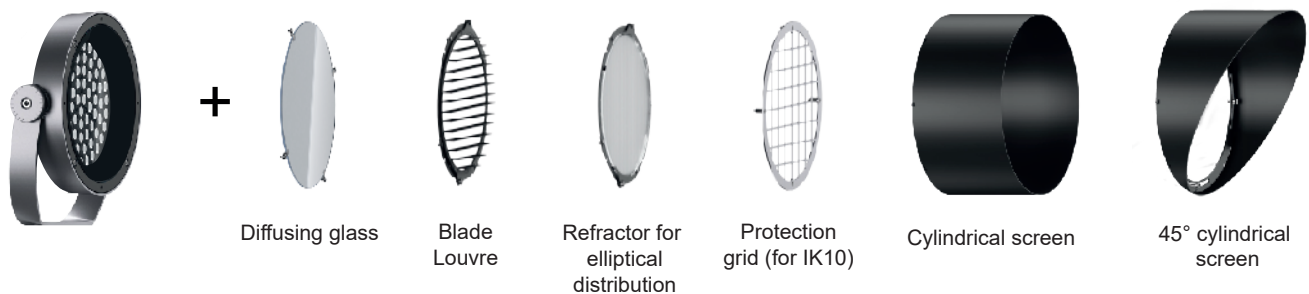
3 Optic combinations with refractor for elliptical distribution (SS, SP, MD/FL)

4 Optic combinations with diffuser glass (SS, SP, MD/FL, WF)

12 Total Optics combinations

D: Diffusing glass E: Refractor for elliptical distribution


PROFESSIONAL ACCESSORIES




FAMILY OVERVIEW




CM - MICRO
Ø8" (Ø204mm)




NM - MINI
Ø10" (Ø254mm)



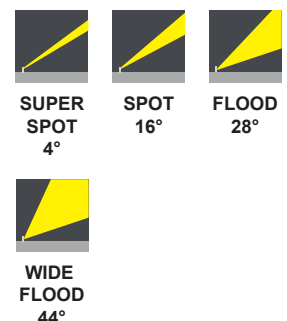
SM - SMALL
Ø12.5" (Ø313mm)



MM - MEDIUM
Ø14.5" (Ø368mm)



LM - LARGE
Ø20.5" (Ø516mm)



DIMENSIONS (AGORA WITH STANDARD BRACKET)

Bracket is included. For adjustment details, consult instruction sheet.

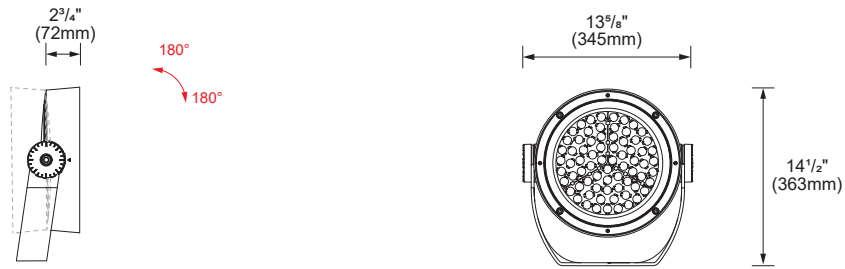
CM - MICRO
Ø8" (Ø204mm)



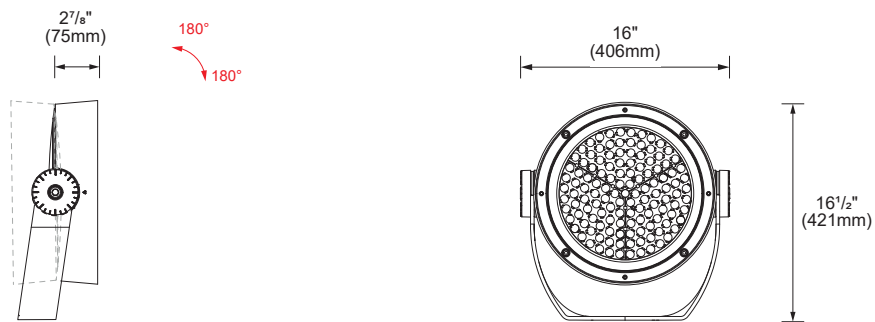
NM - MINI
Ø10" (Ø254mm)



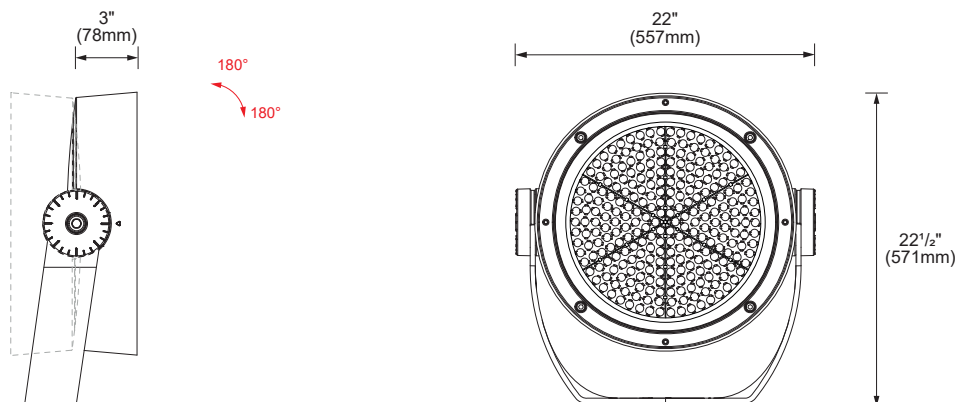
SM - SMALL
Ø12.5" (Ø313mm)



MM - MEDIUM
Ø14.5" (Ø368mm)



LM - LARGE
Ø20.5" (Ø516mm)



DIMENSIONS (AGORA WITH SHORT BRACKET)

Bracket is included. For adjustment details, consult instruction sheet.


CM - MICRO
Ø10" (Ø254mm)



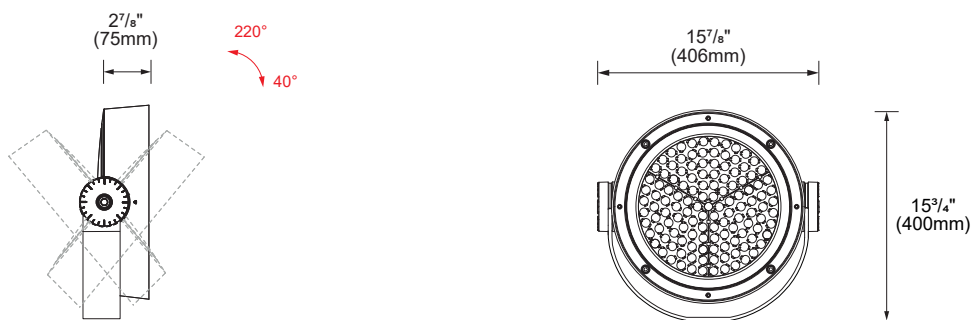
NM - MINI
Ø10" (Ø254mm)



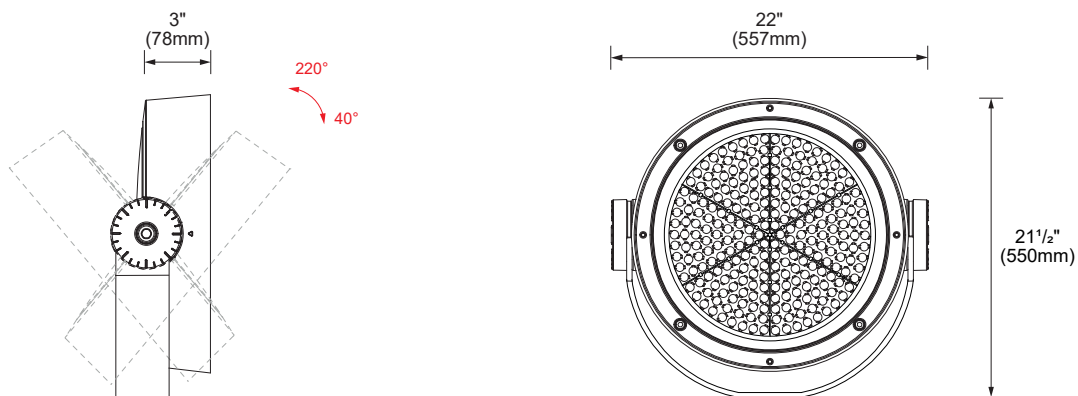
SM - SMALL
Ø12.5" (Ø313mm)



MM - MEDIUM
Ø14.5" (Ø368mm)



LM - LARGE
Ø20.5" (Ø516mm)



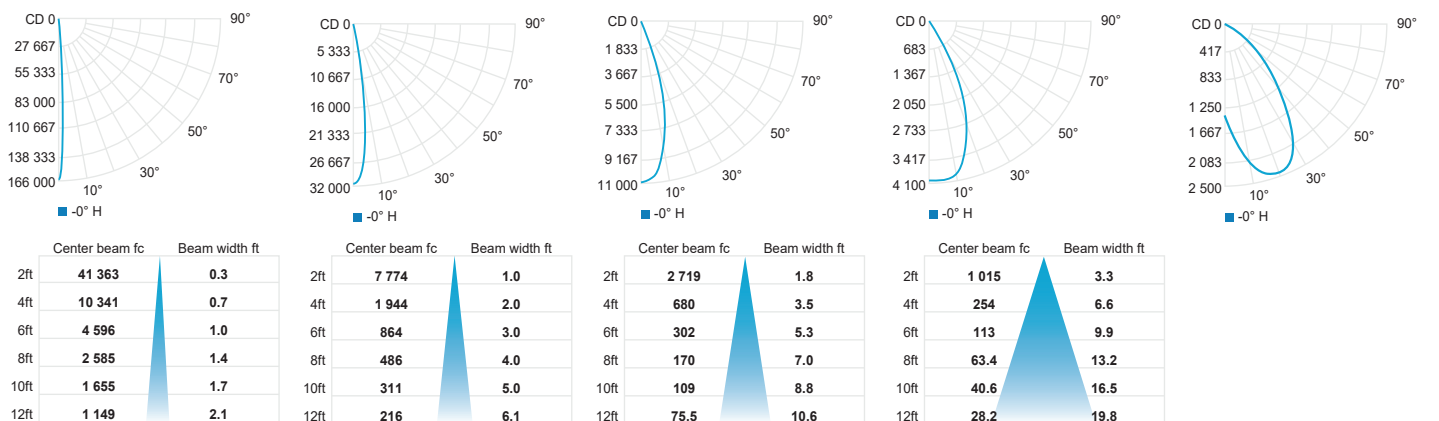
PHOTOMETRIC DATA

CM - MICRO Ø8" (Ø204mm)

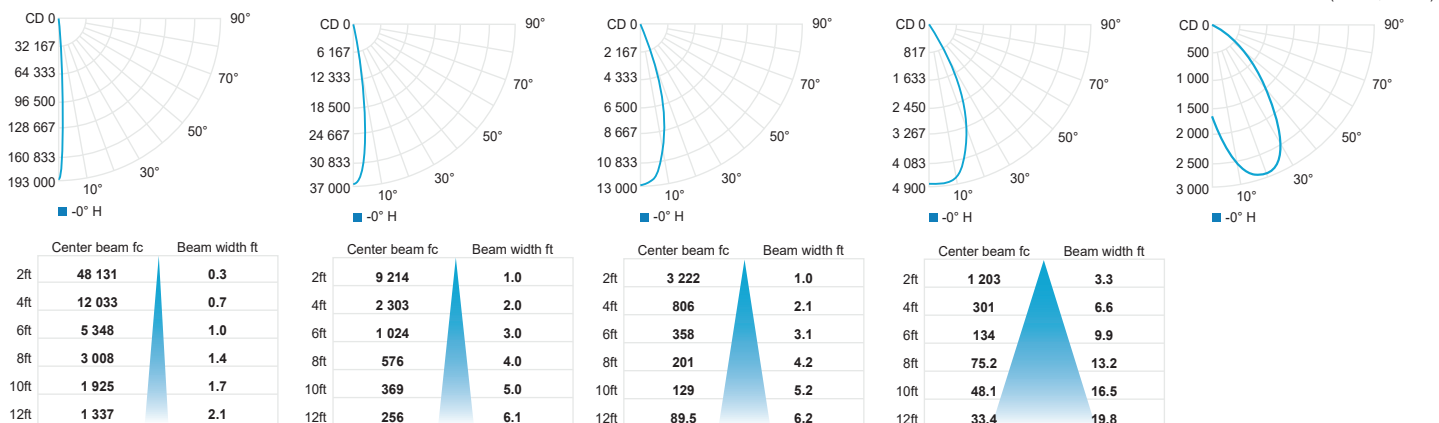
CCT (K)	CRI	OUTPUT	LOAD* (W)	OPTIC	LUMENS (lm)	EFFICACY (lm / W)	MAX CANDELA (cd)	MODELS
3000K	80	BO	31.9W	Super spot 4.3°	2 063	64	165 450	IAGR-CM-BO-830-SS
			30.9W	Spot 16°	3 119	100	31 096	IAGR-CM-BO-830-SP
				Flood 30°	3 078	99	10 875	IAGR-CM-BO-830-FL
				Wide flood 50°	2 997	96	4 059	IAGR-CM-BO-830-WF
				Wall washer	2 511	81	2 464	IAGR-CM-BO-830-WW
		HO	39.9W	Super spot 4.3°	2 400	60	192 524	IAGR-CM-HO-830-SS
			38.7W	Spot 16°	3 696	95	36 854	IAGR-CM-HO-830-SP
				Flood 30°	3 648	97	12 889	IAGR-CM-HO-830-FL
				Wide flood 50°	3 552	91	4 811	IAGR-CM-HO-830-WF
				Wall washer	2 976	76	2 920	IAGR-CM-HO-830-WW

*Power can vary with selected drivers. Use multiplier table for other CCT and CRI output data. Efficacy based on IESNA LM-79 test reports. Visit iguzzini.com/us for complete photometric data.

BO Super spot 4.3° (3000K, 80CRI) BO Spot 16° (3000K, 80CRI) BO Flood 30° (3000K, 80CRI) BO Wide flood 50° (3000K, 80CRI) BO Wall washer (3000K, 80CRI)



HO Super spot 4.3° (3000K, 80CRI) HO Spot 16° (3000K, 80CRI) HO Flood 30° (3000K, 80CRI) HO Wide flood 50° (3000K, 80CRI) BO Wall washer (3000K, 80CRI)



CCT options	2200K	2700K	3000K	3500K	3500K	4000K
CRI options	80CRI	80CRI	80CRI	80CRI	90CRI	80CRI
Multiplier	0.85	0.96	1	1	-	1.05
Multiplier for Super spot	0.75	0.95	1	-	0.75	1.09

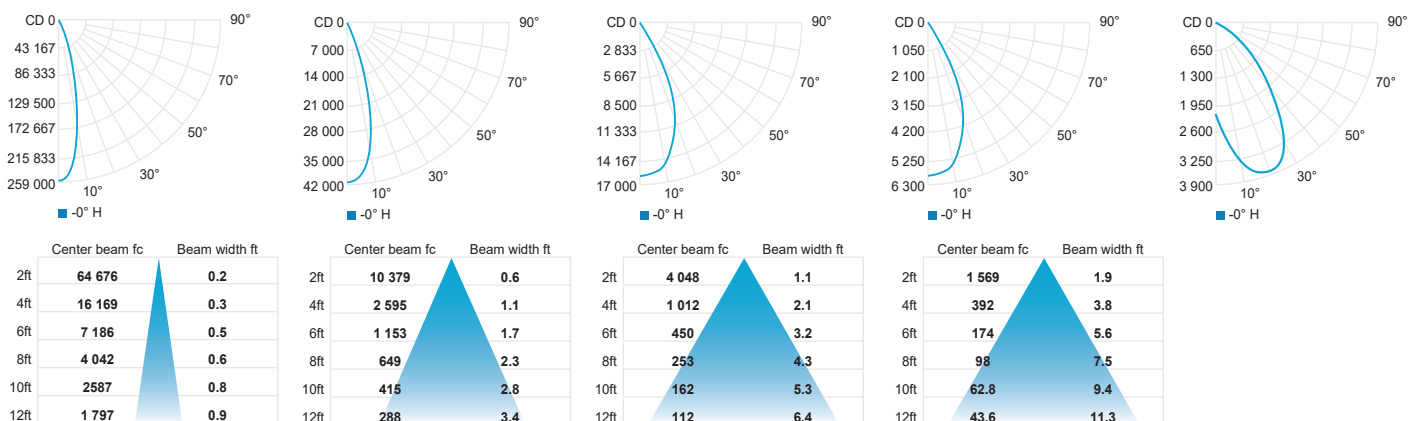
PHOTOMETRIC DATA

NM - MINI Ø10" (Ø254mm)

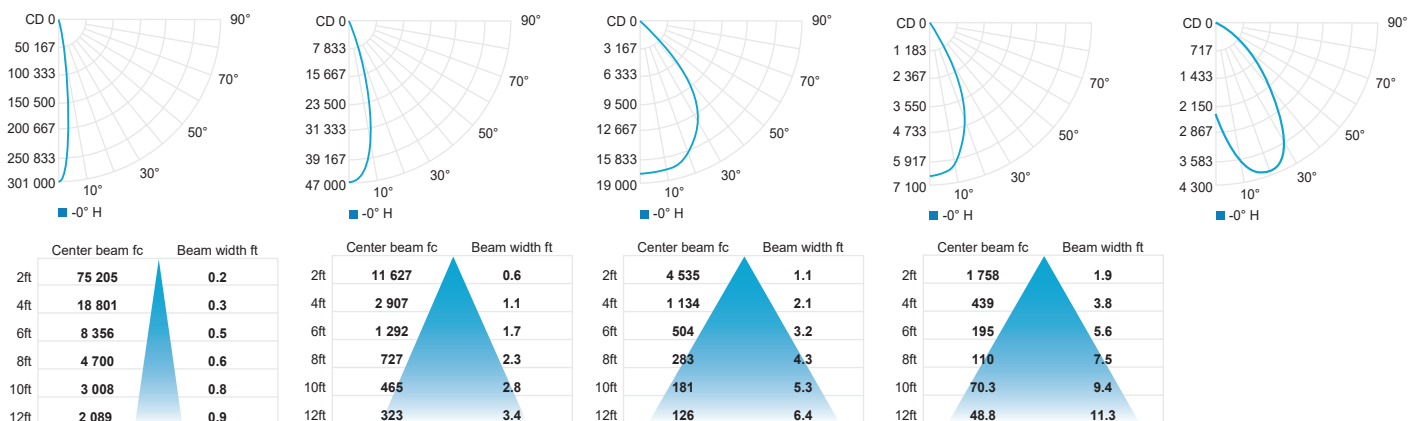
CCT (K)	CRI	OUTPUT	LOAD* (W)	OPTIC	LUMENS (lm)	EFFICACY (lm / W)	MAX CANDELA (cd)	MODELS
3000K	80	BO	49.8W	Super spot 4°	3 225	64	258 704	IAGR-NM-BO-830-SS
			53.6W	Spot 16°	5 121	95	41 515	IAGR-NM-BO-830-SP
				Flood 30°	5 054	94	16 192	IAGR-NM-BO-830-FL
				Wide flood 50°	4 921	91	6 275	IAGR-NM-BO-830-WF
				Wall washer	4 123	76	3 814	IAGR-NM-BO-830-WW
				HO	61.9W	Super spot 4°	3 750	60
		60.9W	Spot 16°		5 737	94	46 509	IAGR-NM-HO-830-SP
			Flood 30°		5 662	92	18 140	IAGR-NM-HO-830-FL
			Wide flood 50°		5 513	90	7 030	IAGR-NM-HO-830-WF
			Wall washer		4 619	75	4 273	IAGR-NM-HO-830-WW

*Power can vary with selected drivers. Use multiplier table for other CCT and CRI output data. Efficacy based on IESNA LM-79 test reports. Visit iguzzini.com/us for complete photometric data.

BO Super spot 4° (3000K, 80CRI) BO Spot 16° (3000K, 80CRI) BO Flood 30° (3000K, 80CRI) BO Wide flood 50° (3000K, 80CRI) BO Wall washer (3000K, 80CRI)



HO Super spot 4° (3000K, 80CRI) HO Spot 16° (3000K, 80CRI) HO Flood 30° (3000K, 80CRI) HO Wide flood 50° (3000K, 80CRI) HO Wall washer (3000K, 80CRI)



CCT options	2200K	2700K	3000K	3500K	3500K	4000K
CRI options	80CRI	80CRI	80CRI	80CRI	90CRI	80CRI
Multiplier	0.85	0.96	1	1	-	1.05
Multiplier for Super spot	0.75	0.95	1	-	0.75	1.09

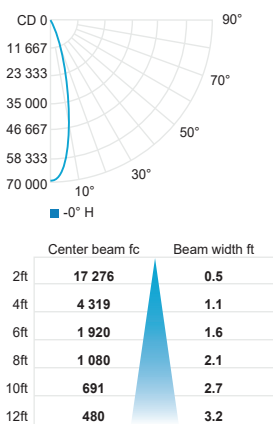
PHOTOMETRIC DATA

SM - SMALL Ø12.5" (Ø313mm)

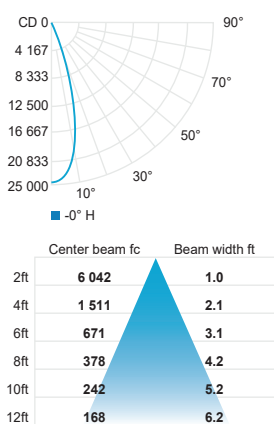
CCT (K)	CRI	OUTPUT	LOAD* (W)	OPTIC	LUMENS (lm)	EFFICACY (lm / W)	MAX CANDELA (cd)	MODELS
3000K	80	HE	66.4W	Spot 16°	6 930	104	69 102	IAGR-SM-HE-830-SP
				Flood 30°	6 840	103	24 168	IAGR-SM-HE-830-FL
				Wide flood 50°	6 660	100	9 020	IAGR-SM-HE-830-WF
				Wall washer	5 580	84	5 475	IAGR-SM-HE-830-WW
		BO	79.2W	Spot 16°	8 008	101	79 851	IAGR-SM-BO-830-SP
				Flood 30°	7 904	99	27 927	IAGR-SM-BO-830-FL
				Wide flood 50°	7 696	97	10 424	IAGR-SM-BO-830-WF
				Wall washer	6 448	81	6 326	IAGR-SM-BO-830-WW

*Power can vary with selected drivers. Use multiplier table for other CCT and CRI output data. Efficacy based on IESNA LM-79 test reports. Visit iguzzini.com/us for complete photometric data.

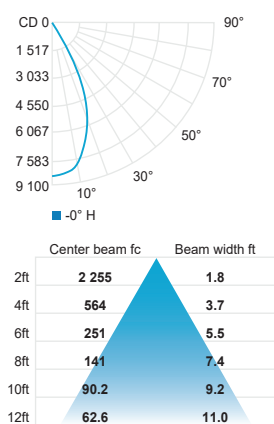
HE Spot 16° (3000K, 80CRI)



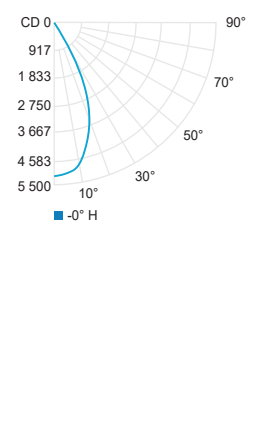
HE Flood 30° (3000K, 80CRI)



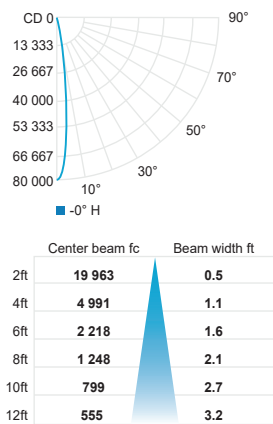
HE Wide flood 50° (3000K, 80CRI)



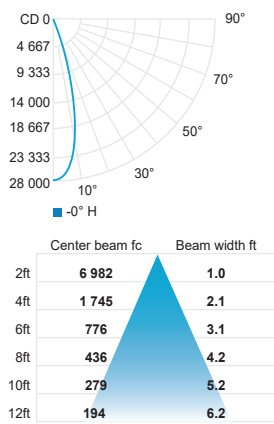
HE Wall washer (3000K, 80CRI)



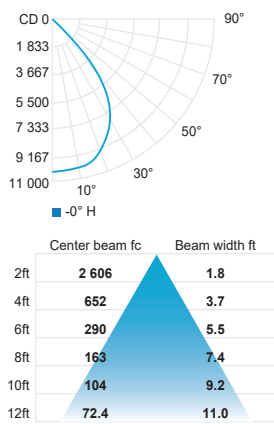
BO Spot 16° (3000K, 80CRI)



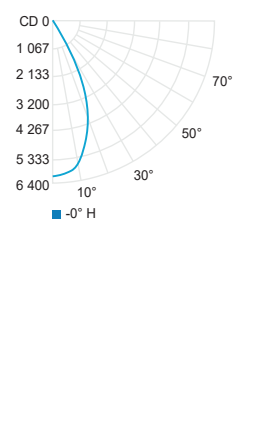
BO Flood 30° (3000K, 80CRI)



BO Wide flood 50° (3000K, 80CRI)



BO Wall washer (3000K, 80CRI)



CCT options	2200K	2700K	3000K	3500K	4000K
CRI options	65CRI	80CRI	80CRI	80CRI	80CRI
Multiplier	0.85	0.96	1	1	1.08

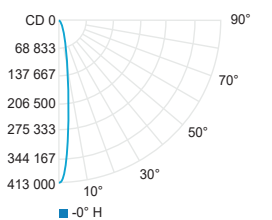
PHOTOMETRIC DATA

SM - SMALL Ø12.5" (Ø313mm)

CCT (K)	CRI	OUTPUT	LOAD* (W)	OPTIC	LUMENS (lm)	EFFICACY (lm / W)	MAX CANDELA (cd)	MODELS
3000K	80	HO	71.8W	Super spot 4°	5 138	71	412 122	IAGR-SM-HO-830-SS
			82.1W	Spot 16°	8 624	105	85 993	IAGR-SM-HO-830-SP
				Flood 30°	8 512	103	30 075	IAGR-SM-HO-830-FL
				Wide flood 50°	8 288	100	11 226	IAGR-SM-HO-830-WF
				Wall washer	6 944	84	6 813	IAGR-SM-HO-830-WW
		VHO	95W	Super spot 4°	6 300	66	505 376	IAGR-SM-VHO-830-SS
			100.6W	Spot 16°	10 087	100	100 581	IAGR-SM-VHO-830-SP
				Flood 30°	9 956	98	35 177	IAGR-SM-VHO-830-FL
				Wide flood 50°	9 694	96	13 130	IAGR-SM-VHO-830-WF
				Wall washer	8 122	80	7 969	IAGR-SM-VHO-830-WW

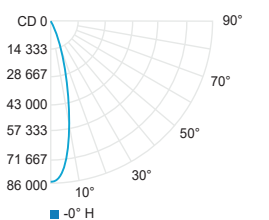
*Power can vary with selected drivers. Use multiplier table for other CCT and CRI output data. Efficacy based on IESNA LM-79 test reports. Visit iguzzini.com/us for complete photometric data.

HO Super spot 4° (3000K, 80CRI)



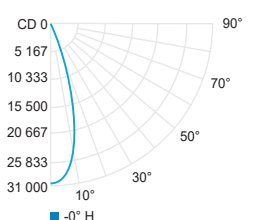
Center beam fc	Beam width ft
2ft	103 031 0.2
4ft	25 758 0.3
6ft	11 448 0.5
8ft	6 439 0.6
10ft	4 121 0.8
12ft	2 862 0.9

HO Spot 16° (3000K, 80CRI)



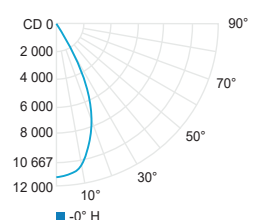
Center beam fc	Beam width ft
2ft	21 498 0.5
4ft	5 375 1.1
6ft	2 389 1.6
8ft	1 344 2.1
10ft	860 2.7
12ft	597 3.2

HO Flood 30° (3000K, 80CRI)



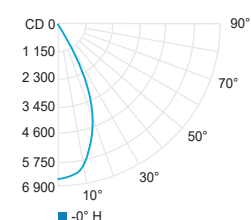
Center beam fc	Beam width ft
2ft	7519 1.0
4ft	1 880 2.1
6ft	835 3.1
8ft	470 4.2
10ft	301 5.2
12ft	209 6.2

HO Wide flood 50° (3000K, 80CRI)

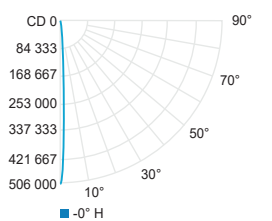


Center beam fc	Beam width ft
2ft	2 807 1.8
4ft	702 3.7
6ft	312 5.5
8ft	175 7.4
10ft	112 9.2
12ft	78 11.0

HO Wall washer (3000K, 80CRI)

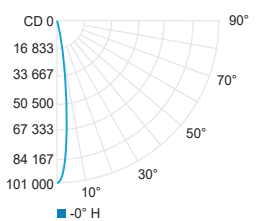


VHO Super Spot 4° (3000K, 80CRI)



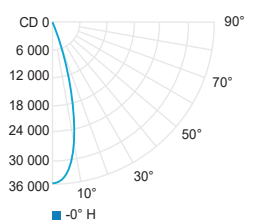
Center beam fc	Beam width ft
2ft	126 344 0.2
4ft	31 586 0.3
6ft	14 038 0.5
8ft	7 896 0.6
10ft	5 054 0.8
12ft	3 510 0.9

VHO Spot 16° (3000K, 80CRI)



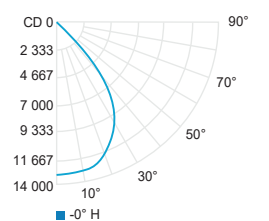
Center beam fc	Beam width ft
2ft	25 145 0.5
4ft	6 286 1.1
6ft	2 794 1.6
8ft	1 572 2.1
10ft	1 006 2.7
12ft	698 3.2

VHO Flood 30° (3000K, 80CRI)



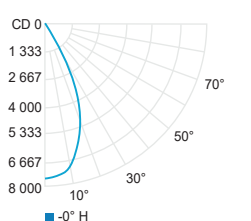
Center beam fc	Beam width ft
2ft	8 794 1.0
4ft	2 199 2.1
6ft	977 3.1
8ft	550 4.2
10ft	352 5.2
12ft	244 6.2

VHO Wide flood 50° (3000K, 80CRI)



Center beam fc	Beam width ft
2ft	3 283 1.8
4ft	821 3.7
6ft	365 5.5
8ft	205 7.4
10ft	131 9.2
12ft	91.2 11.0

VHO Wall washer (3000K, 80CRI)



CCT options	2200K	2700K	3000K	3500K	3500K	4000K
CRI options	80CRI	80CRI	80CRI	80CRI	90CRI	80CRI
Multiplier	0.85	0.96	1	1	-	1.08
Multiplier for Super spot	0.75	0.95	1	-	0.75	1.09

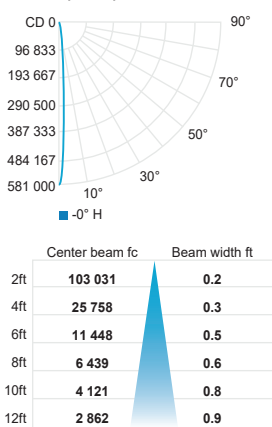
PHOTOMETRIC DATA

MM - MEDIUM Ø14.5" (Ø368mm)

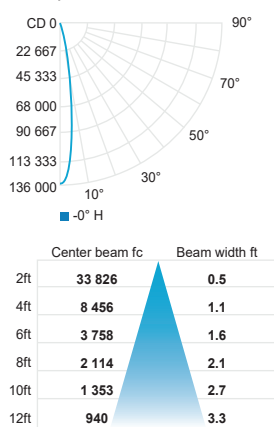
CCT (K)	CRI	OUTPUT	LOAD* (W)	OPTIC	LUMENS (lm)	EFFICACY (lm / W)	MAX CANDELA (cd)	MODELS
3000K	80	BO	95.7W	Super spot 4°	7 238	75	580 581	IAGR-MM-BO-830-SS
			131W	Spot 16°	14 630	111	135 302	IAGR-MM-BO-830-SP
				Flood 30°	14 440	110	51 197	IAGR-MM-BO-830-FL
				Wide flood 44°	14 060	107	22 004	IAGR-MM-BO-830-WF
		HO	126.3W	Super spot 4°	9000	71	721 966	IAGR-MM-HO-830-SS
			175.7W	Spot 16°	18 480	105	170 907	IAGR-MM-HO-830-SP
				Flood 30°	18 240	103	64 670	IAGR-MM-HO-830-FL
				Wide flood 44°	17 760	101	27 794	IAGR-MM-HO-830-WF

*Power can vary with selected drivers. Use multiplier table for other CCT and CRI output data. Efficacy based on IESNA LM-79 test reports. Visit iguzzini.com/us for complete photometric data.

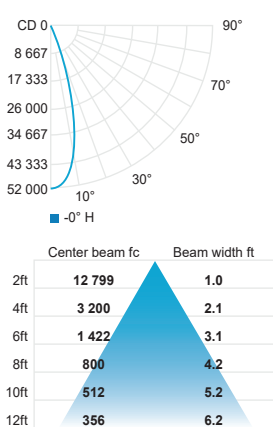
BO Super spot 4° (3000K, 80CRI)



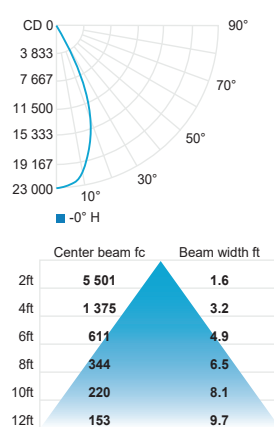
BO Spot 16° (3000K, 80CRI)



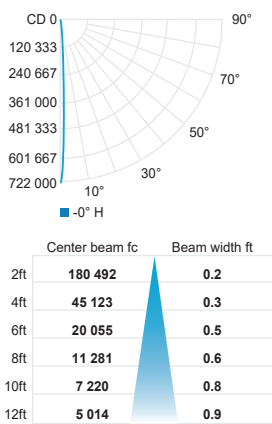
BO Flood 30° (3000K, 80CRI)



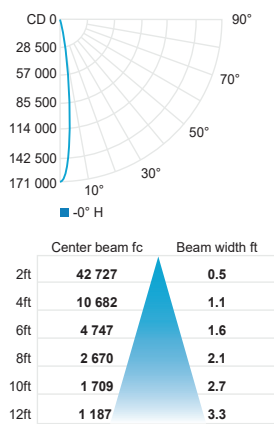
BO Wide flood 44° (3000K, 80CRI)



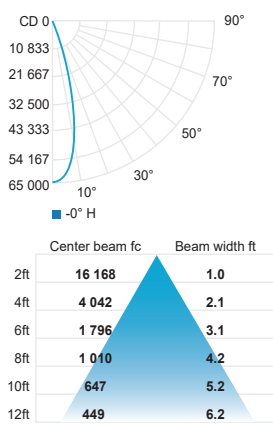
HO Super Spot 4° (3000K, 80CRI)



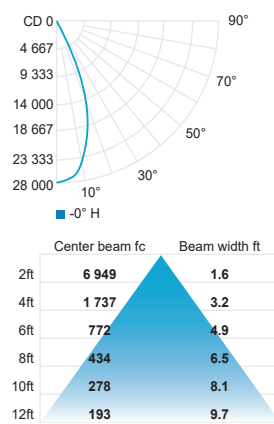
HO Spot 16° (3000K, 80CRI)



HO Flood 30° (3000K, 80CRI)



HO Wide flood 44° (3000K, 80CRI)



CCT options	2200K	2700K	3000K	3500K	3500K	4000K
CRI options	80CRI	80CRI	80CRI	80CRI	90CRI	80CRI
Multiplier	0.85	0.96	1	1	-	1.07
Multiplier for Super spot	0.75	0.95	1	-	0.75	1.10

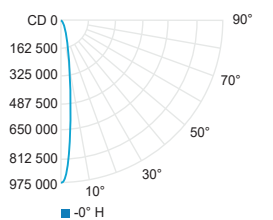
PHOTOMETRIC DATA

LM - LARGE Ø20.5" (Ø516mm)

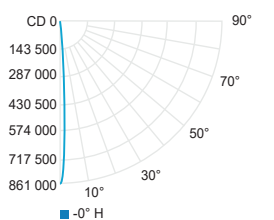
CCT (K)	CRI	OUTPUT	LOAD* (W)	OPTIC	LUMENS (lm)	EFFICACY (lm / W)	MAX CANDELA (cd)	MODELS
3000K	80	HE	153.3W	Super spot 4°	12 150	78	974 654	IAGR-LM-HE-830-SS
		BO	154.8W	Super spot 4°	10 725	69	860 342	IAGR-LM-BO-830-SS
			215.5W	Spot 16°	24 255	112	228 114	IAGR-LM-BO-830-SP
				Flood 28°	23 940	111	86 339	IAGR-LM-BO-830-FL
				Wide flood 44°	23 310	108	37 081	IAGR-LM-BO-830-WF
				193W	Super spot 4°	13 125	68	1 052 867
		HO	268.6W	Spot 16°	28 606	106	269 029	IAGR-LM-HO-830-SP
			Flood 28°	28 234	105	101 825	IAGR-LM-HO-830-FL	
			Wide flood 44°	27 490	102	43 732	IAGR-LM-HO-830-WF	
		VHO	203.3W	Super spot 4°	15 225	74	1 221 325	IAGR-LM-VHO-830-SS

*Power can vary with selected drivers. Use multiplier table for other CCT and CRI output data. Efficacy based on IESNA LM-79 test reports. Visit iguzzini.com/us for complete photometric data.

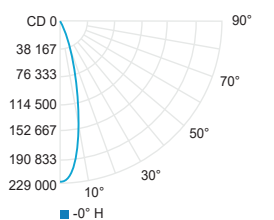
HE Super spot 4° (3000K, 80CRI)



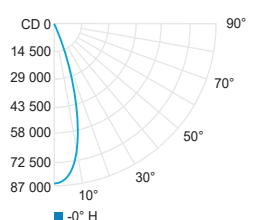
BO Super spot 4° (3000K, 80CRI)



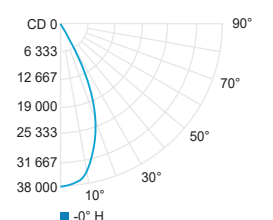
BO Spot 16° (3000K, 80CRI)



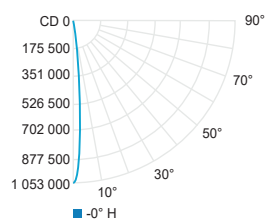
BO Flood 28° (3000K, 80CRI)



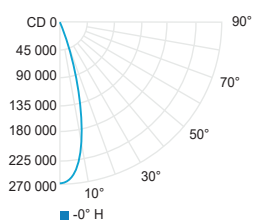
BO Wide flood 44° (3000K, 80CRI)



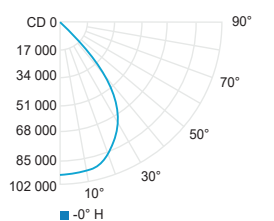
HO Super Spot 4° (3000K, 80CRI)



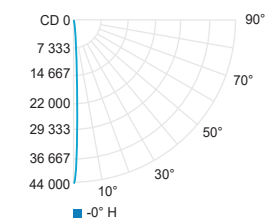
HO Spot 16° (3000K, 80CRI)



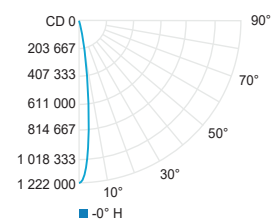
HO Flood 28° (3000K, 80CRI)



HO Wide flood 44° (3000K, 80CRI)



VHO Super Spot 4° (3000K, 80CRI)



CCT options	2200K	2700K	3000K	3500K	3500K	4000K
CRI options	80CRI	80CRI	80CRI	80CRI	90CRI	80CRI
Multiplier	0.85	0.96	1	1	-	1.07
Multiplier for Super spot	0.75	0.95	1	-	0.75	1.10