

Laser Blade XS

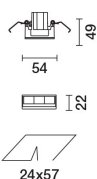
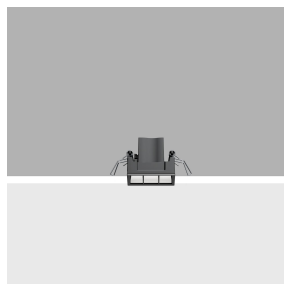
Design iGuzzini

iGuzzini

Last information update: November 2024

Product configuration: QJ70

QJ70: Recessed Minimal section 3 LEDs - remote Driver - Wall Washer Longitudinal Glare Control



Product code

QJ70: Recessed Minimal section 3 LEDs - remote Driver - Wall Washer Longitudinal Glare Control

Technical description

Linear recessed miniaturised luminaire for LED lamps, specialised for vertical wall lighting. Despite the ultracompact size of the product, the patented technology of the optic system guarantees an efficient and homogeneous effect on walls from top to bottom and avoids shadow zones near the ceiling. The black polycarbonate perimeter frame is designed to significantly reduce the effect of longitudinal glare. Main body with die-cast zamak radiant surface, minimal (frameless) version for mounting flush with the ceiling. For recessed installation in a false ceiling a specific adapter is required that is available with a separate item code. Flux enhancer - superpure aluminium reflector - asymmetrical textured PMMA screen. Ballast not included, available with separate code.

Installation

The luminaire is recessed in the specific adapter (QJ88) by means of a steel wire spring, previously installed on the ceiling that can be 12,5 / 15 / 20 mm thick. A special protective sheath allows finishing operations on the plasterboard to be simplified and speeded up.

Colour

Black (04)

Weight (Kg)

0.1

Mounting

ceiling recessed

Wiring

Constant current ballasts to be ordered separately: ON-OFF - code no. MXF9 (min 1 / max 2); dimmable DALI - code no. BZM4 (min 1 / max 6) - check the instruction sheet for the operating current / lengths and compatible cross-sections of the cables to be used.

Notes

The special steel wire spring provided is required to facilitate the eventual extraction of the recessed body once it has been inserted.

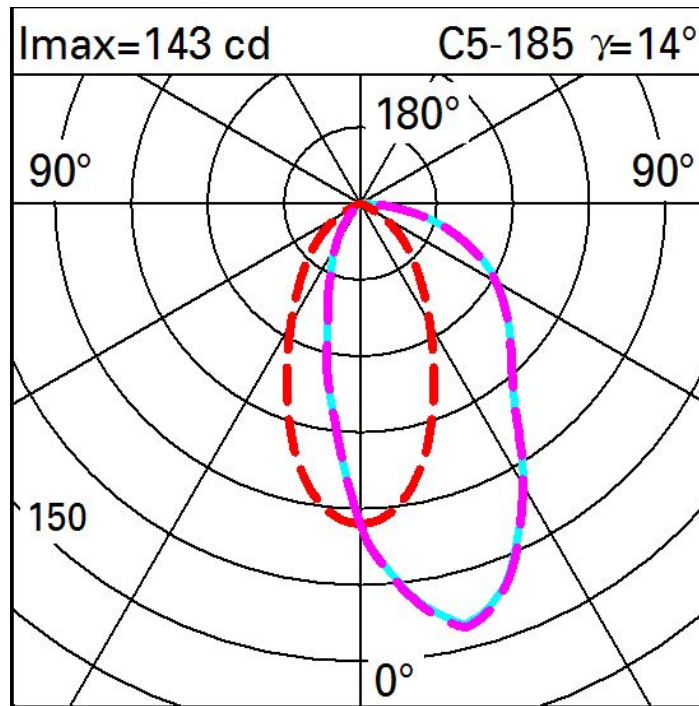
Complies with EN60598-1 and pertinent regulations



Technical data

lm system:	148	Colour temperature [K]:	2700
W system:	5.9	MacAdam Step:	2
lm source:	530	Life Time LED 1:	> 50,000h - L80 - B10 (Ta 25°C)
W source:	5.9	Lamp code:	LED
Luminous efficiency (lm/W, real value):	25.2	Number of lamps for optical assembly:	1
lm in emergency mode:	-	ZVEI Code:	LED
Total light flux at or above an angle of 90° [Lm]:	0	Number of optical assemblies:	1
Light Output Ratio (L.O.R.) [%]:	28	LED current [mA]:	700
CRI (minimum):	90		

Polar



Illuminances

Lux													Wall distance = 1m	
3														
	0.1	0.2	0.8	4	16	33	16	4	0.8	0.2	0.1			
2	0.2	0.7	2	6	16	26	16	6	2	0.7	0.2			
	0.5	1	3	6	12	17	12	6	3	1	0.5			
1	0.6	1	2	5	9	11	9	5	2	1	0.6			
	0.6	1	2	4	6	7	6	4	2	1	0.6			
0														
	m	-2	-1	0	1	2	3							