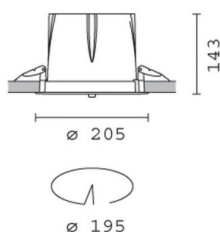


Last information update: April 2024

Product configuration: MP01+LED

MP01: recessed luminaire Ø 205 - warm white passive dissipation LED - integrated DALI control gear - flood

**Product code**MP01: recessed luminaire Ø 205 - warm white passive dissipation LED - integrated DALI control gear - flood **Attention! Code no longer in production****Technical description**

recessed adjustable removable luminaire for LED lamp with passive heat dissipation system. Structure with die-cast aluminium frame and main body; shaped surface with high level radiant effect for effectively reducing the temperature and keeping the long-term LED lamp performance unchanged. Steel rotation hinge, chrome-plated aluminium body closing ring. Reflector with high efficiency super-pure aluminium optic - flood beam angle. Body adjusted using manually operated device: internal 30° - external 75° - rotation about axis 355°. Supplied with DALI dimmable control gear connected to the luminaire. Warm white high efficiency LED.

Installation

recessed using steel springs in false ceilings with thicknesses starting at 1 mm; preparation hole Ø 195

Colour

White / Aluminium (39) | Grey/Aluminium (78)

Mounting

ceiling recessed

Wiring

on control gear box with quick-coupling connections

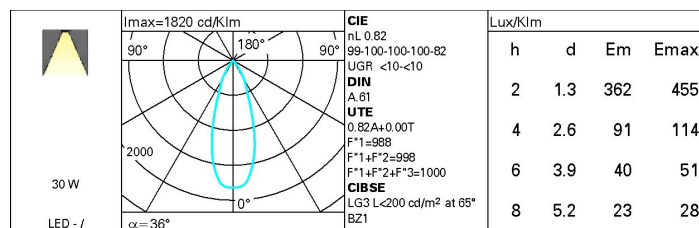
Complies with EN60598-1 and pertinent regulations



IP20

**Technical data**

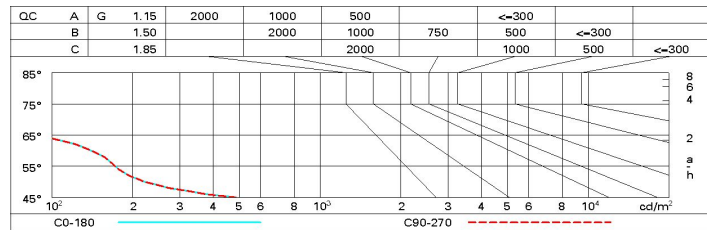
lm system:	2457,6	CRI:	80
W system:	30	Colour temperature [K]:	3000
lm source:	3000	MacAdam Step:	3
W source:	30	Lamp code:	LED
Luminous efficiency (lm/W, real value):	81,9	Number of lamps for optical assembly:	1
lm in emergency mode:	-	ZVEI Code:	LED
Total light flux at or above an angle of 90° [Lm]:	0	Number of optical assemblies:	1
Light Output Ratio (L.O.R.) [%]:	82	Control:	DALI
Beam angle [°]:	36°		

Polar

Utilisation factors

R	77	75	73	71	55	53	33	00	DRR
K0.8	74	70	67	65	69	67	66	64	78
1.0	77	73	71	69	73	70	70	67	82
1.5	81	78	76	74	77	75	75	72	88
2.0	83	81	80	79	80	79	78	76	93
2.5	85	83	82	81	82	81	80	78	95
3.0	86	85	84	83	84	83	82	80	97
4.0	87	86	86	85	85	84	83	81	99
5.0	87	87	87	86	86	85	84	82	100

Luminance curve limit



UGR diagram

Photometric curve code: ME250000.J70											
Uncorrected UGR values (at 1000 lm bare lamp luminous flux)											
Reflect.:											
ceiling	0.70	0.70	0.50	0.50	0.30	0.70	0.70	0.50	0.50	0.30	
walls	0.50	0.30	0.50	0.30	0.30	0.50	0.30	0.50	0.30	0.30	
work pl.	0.20	0.20	0.20	0.20	0.20	0.20	0.20	0.20	0.20	0.20	
Room dim											
x											
y											
2H	2H	4.7	5.3	4.9	5.5	5.8	4.7	5.3	4.9	5.5	5.8
	3H	4.5	5.1	4.9	5.4	5.6	4.5	5.1	4.9	5.4	5.6
	4H	4.5	5.0	4.8	5.3	5.6	4.5	5.0	4.8	5.3	5.6
	6H	4.4	4.9	4.7	5.2	5.5	4.4	4.9	4.7	5.2	5.5
	8H	4.4	4.8	4.7	5.1	5.5	4.4	4.8	4.7	5.1	5.5
	12H	4.3	4.7	4.7	5.1	5.4	4.3	4.7	4.7	5.1	5.4
4H	2H	4.5	5.0	4.8	5.3	5.6	4.5	5.0	4.8	5.3	5.6
	3H	4.3	4.8	4.7	5.1	5.4	4.3	4.8	4.7	5.1	5.4
	4H	4.2	4.6	4.6	5.0	5.4	4.2	4.6	4.6	5.0	5.4
	6H	4.1	4.5	4.6	4.9	5.3	4.1	4.5	4.6	4.9	5.3
	8H	4.1	4.4	4.5	4.8	5.3	4.1	4.4	4.5	4.8	5.3
	12H	4.0	4.3	4.5	4.8	5.2	4.0	4.3	4.5	4.8	5.2
8H	4H	4.1	4.4	4.5	4.8	5.3	4.1	4.4	4.5	4.8	5.3
	6H	4.0	4.3	4.5	4.7	5.2	4.0	4.3	4.5	4.7	5.2
	8H	3.9	4.2	4.4	4.6	5.1	3.9	4.2	4.4	4.6	5.1
	12H	3.9	4.1	4.4	4.6	5.1	3.9	4.1	4.4	4.6	5.1
12H	4H	4.0	4.3	4.5	4.8	5.2	4.0	4.3	4.5	4.8	5.2
	6H	3.9	4.2	4.4	4.6	5.1	3.9	4.2	4.4	4.6	5.1
	8H	3.9	4.1	4.4	4.6	5.1	3.9	4.1	4.4	4.6	5.1
Variations with the observer position at spacing:											
S =	1.0H		5.9	/	-15.6		5.9	/	-15.6		
	1.5H		8.7	/	-16.6		8.7	/	-16.6		
	2.0H		10.7	/	-20.5		10.7	/	-20.5		