

Palco Recessed / Surface


Design Artec
Studio

iGuzzini

Last information update: October 2024

Product configuration: QC27

QC27: Palco single recess Ø51 - flood - remote driver



Product code

QC27: Palco single recess Ø51 - flood - remote driver

Technical description

Miniaturised adjustable spotlight for recessed installation. Spotlight body with a die-cast aluminium dissipation system - cast zamak rotation unit - machined aluminium recess base - steel wire fixing springs. The swivel joints allow the spotlight to be rotated by 360° and tilted by 90°. The set back position of the optic unit guarantees a high level of visual comfort with a thermoplastic high definition lens. Ballast not included, available with separate code.

Installation

Recessed base with surface stop plate - steel wire springs for false ceilings from 1 to 25 mm thick - preparation hole Ø36 mm.

Colour

White (01) | Black (04)

Weight (Kg)

0.3

Mounting

wall recessed|ceiling recessed

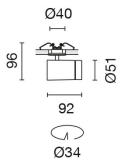
Wiring

Output cables for connecting to power supply line.

Notes

Technical and anti-glare accessories available.

Complies with EN60598-1 and pertinent regulations

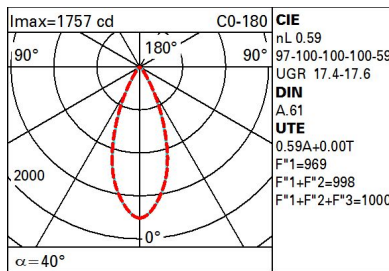


Technical data

Im system:	861	CRI (minimum):	90
W system:	15	Colour temperature [K]:	3000
Im source:	1460	MacAdam Step:	2
W source:	15	Life Time LED 1:	> 50,000h - L90 - B10 (Ta 25°C)
Luminous efficiency (lm/W, real value):	57.4	Lamp code:	LED
Im in emergency mode:	-	Number of lamps for optical assembly:	1
Total light flux at or above an angle of 90° [Lm]:	0	ZVEI Code:	LED
Light Output Ratio (L.O.R.) [%]:	59	Number of optical assemblies:	1
Beam angle [°]:	40° / 41°	LED current [mA]:	400

Polar

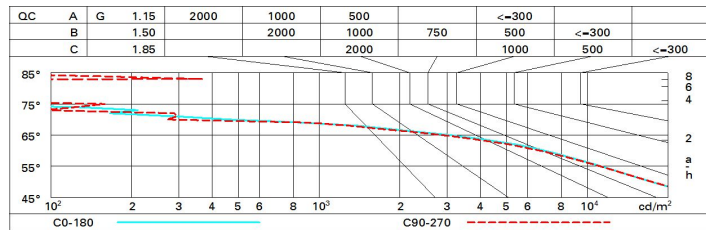
h	Lux			
	d1	d2	Em	Emax
2	1.5	1.5	336	439
4	2.9	2.9	84	110
6	4.4	4.4	37	49
8	5.8	5.8	21	27



Utilisation factors

R	77	75	73	71	55	53	33	00	DRR
K0.8	53	50	48	46	49	47	47	45	76
1.0	55	52	50	49	52	50	50	48	81
1.5	58	56	54	53	55	54	53	52	87
2.0	60	58	57	56	58	57	56	54	92
2.5	61	60	59	58	59	58	58	56	95
3.0	62	61	60	60	60	59	59	57	97
4.0	62	62	62	61	61	61	60	58	99
5.0	63	62	62	62	61	61	60	59	100

Luminance curve limit



UGR diagram

Corrected UGR values (at 1460 lm bare lamp luminous flux)											
Reflect.:		viewed crosswise					viewed endwise				
ceiling/cav		0.70	0.70	0.50	0.50	0.30	0.70	0.70	0.50	0.50	0.30
walls		0.50	0.30	0.50	0.30	0.30	0.50	0.30	0.50	0.30	0.30
work pl.		0.20	0.20	0.20	0.20	0.20	0.20	0.20	0.20	0.20	0.20
Room dim											
x	y										
2H	2H	18.0	18.0	18.3	18.8	19.1	18.1	18.8	18.4	19.0	19.3
	3H	17.8	18.4	18.2	18.7	19.0	18.0	18.6	18.3	18.9	19.2
	4H	17.8	18.3	18.1	18.6	18.9	18.0	18.5	18.3	18.8	19.1
	6H	17.7	18.2	18.0	18.5	18.8	17.9	18.4	18.2	18.7	19.0
	8H	17.7	18.1	18.0	18.5	18.8	17.8	18.3	18.2	18.6	19.0
	12H	17.6	18.1	18.0	18.4	18.8	17.8	18.3	18.2	18.6	18.9
4H	2H	17.8	18.3	18.1	18.6	18.9	17.9	18.5	18.3	18.8	19.1
	3H	17.7	18.1	18.0	18.4	18.8	17.8	18.3	18.2	18.6	19.0
	4H	17.6	18.0	18.0	18.3	18.7	17.7	18.1	18.1	18.5	18.9
	6H	17.5	17.8	17.9	18.2	18.6	17.6	18.0	18.1	18.4	18.8
	8H	17.4	17.7	17.9	18.2	18.6	17.6	17.9	18.0	18.3	18.8
	12H	17.4	17.7	17.8	18.1	18.6	17.5	17.8	18.0	18.3	18.7
8H	4H	17.4	17.7	17.9	18.2	18.6	17.6	17.9	18.0	18.3	18.8
	6H	17.3	17.6	17.8	18.0	18.5	17.5	17.8	18.0	18.2	18.7
	8H	17.3	17.5	17.8	18.0	18.5	17.4	17.7	17.9	18.1	18.6
	12H	17.2	17.4	17.7	17.9	18.4	17.4	17.6	17.9	18.1	18.6
12H	4H	17.4	17.7	17.8	18.1	18.6	17.5	17.8	18.0	18.3	18.7
	6H	17.3	17.5	17.8	18.0	18.5	17.4	17.7	17.9	18.1	18.6
	8H	17.2	17.4	17.7	17.9	18.4	17.4	17.6	17.9	18.1	18.6
Variations with the observer position at spacing:											
S =	1.0H	4.9 / -7.9					4.9 / -8.1				
	1.5H	7.7 / -11.8					7.6 / -12.3				
	2.0H	9.7 / -20.3					9.6 / -20.5				