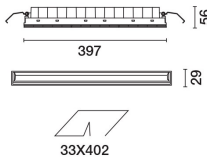



Last information update: February 2025

**Product configuration: QL48**

QL48: Minimal sections 3 x 5 LEDs - Wall Washer - Tunable White

**Product code**

QL48: Minimal sections 3 x 5 LEDs - Wall Washer - Tunable White

**Technical description**

Linear recessed miniaturised luminaire. Using LED lamps with a high colour rendering index and a different colour temperature allows dynamic light modulation to be obtained. The variation is achieved by mixing an emission of 8 x 2700K LEDs and 7 x 5700K LEDs. Despite the disparity of lamps that use extreme channels - 2700K and 5700K - the intensity of the flux emitted remains the same. Moreover, even when products of different sizes are used, the colour temperature remains constant and uniform. Main body with die-cast aluminium radiant surface; frameless version for mounting flush with ceiling. For recessed installation in a false ceiling a specific adapter is required that is available with a separate item code. Specialised asymmetrical optic system (patented) for obtaining homogeneous and efficient wall lighting. Flux enhancer - superpure aluminium reflector - asymmetrical textured PMMA screen - black polycarbonate internal perimeter frame. Supplied with an integrated power supply system (basic) that, without using additional components, allows the colour temperature to be changed by simply pressing the buttons (max 4 products). A DALI programmable setup with an intuitive, easy-to-use touch screen can be obtained using codes 6170 + M630. Other management systems are also available with a separate code for larger systems that require the intervention of a specialised technician to programme them: the MH97 + MH93 + MI02 group offers a DALI / KNX programmable solution, and the MH97 + MH93 + M618 group allows the system management to be extended to remote devices like tablet and smartphones too.

**Installation**

The recess body is inserted in the specific adapter installed previously by means of a steel wire spring - check the thickness of the false ceiling and use a compatible frame available with a separate item code.

**Colour**

Black (04)

**Weight (Kg)**

1.05

**Mounting**

wall recessed|ceiling recessed

**Wiring**

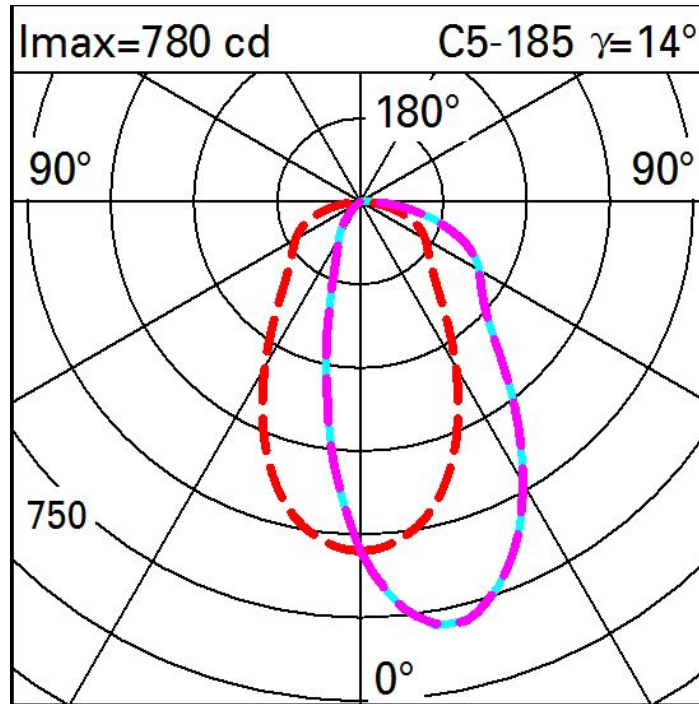
Control gear units included. Different management systems are available with a separate code. For technical details, properties and connection procedures see the instruction sheet.

Complies with EN60598-1 and pertinent regulations

**Technical data**

lm system:	995	Lamp code:	LED
W system:	30.8	Number of lamps for optical assembly:	1
lm source:	2550	ZVEI Code:	LED
W source:	27	Number of optical assemblies:	1
Luminous efficiency (lm/W, real value):	32.3	Power factor:	See installation instructions
lm in emergency mode:	-	Inrush current:	10 A / 200 μs
Total light flux at or above an angle of 90° [Lm]:	0	Maximum number of luminaires of this type per miniature circuit breaker:	B10A: 18 luminaires B16A: 30 luminaires C10A: 31 luminaires C16A: 51 luminaires
Light Output Ratio (L.O.R.) [%]:	39	Minimum dimming %:	1
CRI (typical):	97	Overvoltage protection:	4kV Common mode & 4kV Differential mode
Colour temperature [K]:	Tunable white 2700 - 5700	Control:	DALI-2
Life Time LED 1:	50,000h - L90 - B10 (Ta 25°C)		

Polar



Illuminances

Lux Wall distance = 1m

3	3	6	15	37	97	167	97	37	15	6	3
2	5	10	20	42	88	121	88	42	20	10	5
1	6	10	19	39	72	91	72	39	19	10	6
0	5	9	17	32	51	61	51	32	17	9	5
0	5	8	15	24	34	38	34	24	15	8	5
	m	-2	-1	0	1	2	3				