

## Laser Blade XS

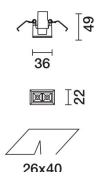

Design iGuzzini

iGuzzini

Last information update: December 2024

### Product configuration: RA86

RA86: Minimal 2 cells - Flood beam - LED



### Product code

RA86: Minimal 2 cells - Flood beam - LED

### Technical description

Linear miniaturised recessed luminaire with 2 optical elements for LED lamps - fixed optic. Despite the ultracompact size of the product, the patented technology of the optic system guarantees an efficient luminous flux and a high level of controlled glare visual comfort. Main body with die-cast zamak radiant surface, minimal (frameless) version for mounting flush with the ceiling. For recessed installation in a false ceiling a specific adapter is required that is available with a separate item code. Metallised, thermoplastic, high definition Opti Beam reflector, integrated in a set-back position in the anti-glare screen. Ballast not included, available with separate code.

### Installation

The luminaire is recessed in the specific adapter (QJ87) by means of a steel wire spring, previously installed on the ceiling that can be 12.5 / 15 / 20 mm thick. A special protective sheath allows finishing operations on the plasterboard to be simplified and speeded up.

### Colour

White (01) | Black (04) | Gold (14)\* | Burnished chrome (E6)\*

### Weight (Kg)

0.08

\* Colours on request

### Mounting

wall recessed|ceiling recessed

### Wiring

Constant current ballasts to be ordered separately: ON-OFF - code no. MXF9 (min 1 / max 4); dimmable DALI - code no. BZM4 (min 1 / max 10) - check the instruction sheet for the lengths and compatible cross-sections of the cables to be used.

### Notes

The special steel wire spring provided is required to facilitate the eventual extraction of the recessed body once it has been inserted.

Complies with EN60598-1 and pertinent regulations



### Technical data

Im system:	320	CRI (minimum):	90
W system:	4	Colour temperature [K]:	3500
Im source:	400	MacAdam Step:	2
W source:	4	Life Time LED 1:	> 50,000h - L80 - B10 (Ta 25°C)
Luminous efficiency (Im/W, real value):	80	Lamp code:	LED
Im in emergency mode:	-	Number of lamps for optical assembly:	1
Total light flux at or above an angle of 90° [Lm]:	0	ZVEI Code:	LED
Light Output Ratio (L.O.R.) [%]:	80	Number of optical assemblies:	1
Beam angle [°]:	42°	LED current [mA]:	700

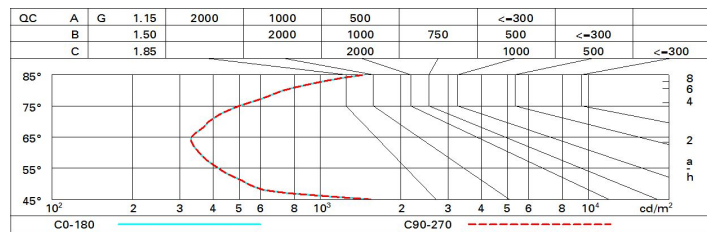
### Polar

	<b>CIE</b> nL 0.80 100-100-100-100-80 UGR <10-<10 <b>DIN</b> A.61 <b>UTE</b> 0.80A+0.00T F*1=997 F*1+F*2=999 F*1+F*2+F*3=1000 <b>CIBSE</b> LG3 L<1500 cd/m² at 65° UGR<10   L<1500 cd/mq @65°			
	h	d	Em	E <sub>max</sub>
	1	0.8	535	670
	2	1.5	134	167
	3	2.3	59	74
	4	3.1	33	42

# Utilisation factors

R	77	75	73	71	55	53	33	00	DRR
K0.8	72	69	66	64	68	66	65	63	78
1.0	75	72	70	68	71	69	69	66	83
1.5	79	77	75	73	76	74	73	71	89
2.0	82	80	78	77	79	77	76	74	93
2.5	83	82	81	80	81	80	79	77	96
3.0	84	83	82	82	82	81	80	78	98
4.0	85	84	84	83	83	83	81	79	99
5.0	86	85	85	84	84	83	82	80	100

# Luminance curve limit



# UGR diagram

Corrected UGR values (at 400 lm bare lamp luminous flux)											
Reflect.: ceiling/cav walls work pl. Room dim x y		viewed crosswise					viewed endwise				
		0.70	0.70	0.50	0.50	0.30	0.70	0.70	0.50	0.50	0.30
		0.50	0.30	0.50	0.30	0.30	0.50	0.30	0.50	0.30	0.30
		0.20	0.20	0.20	0.20	0.20	0.20	0.20	0.20	0.20	0.20
2H	2H	8.3	8.8	8.5	9.0	9.2	8.3	8.8	8.5	9.0	9.2
	3H	8.2	8.6	8.5	8.9	9.1	8.2	8.6	8.5	8.9	9.1
	4H	8.1	8.5	8.4	8.8	9.1	8.1	8.5	8.4	8.8	9.1
	6H	8.0	8.4	8.4	8.7	9.0	8.0	8.4	8.3	8.7	9.0
	8H	8.0	8.4	8.4	8.7	9.0	8.0	8.3	8.3	8.7	9.0
	12H	8.0	8.3	8.4	8.7	9.0	7.9	8.3	8.3	8.6	9.0
4H	2H	8.1	8.5	8.4	8.8	9.1	8.1	8.5	8.4	8.8	9.1
	3H	7.9	8.3	8.3	8.6	9.0	8.0	8.3	8.3	8.6	9.0
	4H	7.9	8.2	8.3	8.5	8.9	7.9	8.2	8.3	8.5	8.9
	6H	7.8	8.1	8.2	8.5	8.9	7.8	8.1	8.2	8.4	8.9
	8H	7.8	8.0	8.2	8.5	8.9	7.7	8.0	8.2	8.4	8.8
	12H	7.8	8.0	8.2	8.4	8.9	7.7	7.9	8.1	8.3	8.8
8H	4H	7.7	8.0	8.2	8.4	8.8	7.8	8.0	8.2	8.5	8.9
	6H	7.7	7.9	8.2	8.3	8.8	7.7	7.9	8.2	8.4	8.8
	8H	7.7	7.9	8.2	8.3	8.8	7.7	7.9	8.2	8.3	8.8
	12H	7.7	7.9	8.2	8.4	8.9	7.7	7.8	8.2	8.3	8.8
12H	4H	7.7	7.9	8.1	8.3	8.8	7.8	8.0	8.2	8.4	8.9
	6H	7.6	7.8	8.1	8.3	8.8	7.7	7.9	8.2	8.4	8.9
	8H	7.7	7.8	8.2	8.3	8.8	7.7	7.9	8.2	8.4	8.9
Variations with the observer position at spacing:											
S =	1.0H	6.7 / -8.9					6.7 / -8.9				
	1.5H	9.5 / -9.1					9.5 / -9.1				
	2.0H	11.5 / -9.3					11.5 / -9.3				