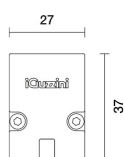


Last information update: May 2025

Product configuration: UF28

UF28: 27 Surface Full Remote - Warm White - 48 Vdc - L=1216mm - Wide Flood optic

**Product code**

UF28: 27 Surface Full Remote - Warm White - 48 Vdc - L=1216mm - Wide Flood optic

Technical description

Direct light linear luminaire, designed to use monochrome LED lamps. The product can be installed using pairs of arms, ceiling/ground/wall-mounting bases, stakes, and pendant rods and cables (to be ordered separately). The body is made of extruded aluminium and includes die-cast aluminium end caps with 50/60 Shore A silicone seals. It is subjected to a multi-step, pre-treatment process, in which the main phases are degreasing, fluorozirconation (a protective surface film) and sealing (with a nano-structured silane layer). The following painting stage consists of a primer and a liquid acrylic paint, cured at 150°C, with a high level of weather and UV ray resistance. The top of the optical assembly is closed by a 5mm thick transparent glass screen, fixed with silicone. Complete with Warm White multi-LED circuit. Both the 48Vdc control card (available in a DMX version and a DALI version) and the power supply must be purchased separately. Supplied with a connector with an IP68 threaded locknut. The products have a double connector (male/female) to allow pass-through wiring and continuous line applications. The product is supplied with a closure cover (UV-resistant) that covers the cables and protects against dirt and UV rays. Fitted with an Opti Beam Reflector optical system with a Wide Flood optic. All external screws used are made of A2 stainless steel.

Installation

Installation accessories can be purchased separately, including arms for wall installations at a height of less than 3m, arms for wall installations at a height of more than 3m, bases for ceiling or wall-mounted installations, stakes, and pendant rods and cables.

Colour

White (01) | Black (04) | Grey (15) | Rust Brown (F5)

Weight (Kg)

1.38

Mounting

wall arm|wall surface|ceiling surface

Wiring

Ceiling, wall, surface, stake and pendant installation.

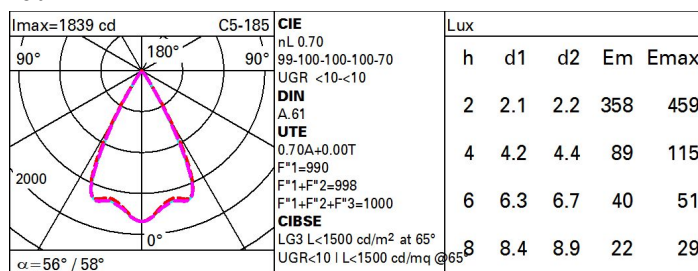
Notes

Supplied with a connector with an IP68 threaded locknut. The products have a double connector (male/female) to allow pass-through wiring and continuous line applications. Both the control card and power supply are remote and must be purchased separately.

Complies with EN60598-1 and pertinent regulations

**Technical data**

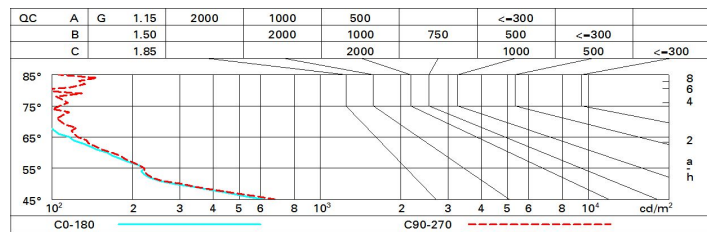
Im system:	1365	MacAdam Step:	3
W system:	15.3	Life Time LED 1:	100,000h - L85 - B10 (Ta 25°C)
Im source:	1950	Life Time LED 2:	100,000h - L85 - B10 (Ta 40°C)
W source:	12	Voltage [Vin]:	48
Luminous efficiency (Im/W, real value):	89.2	Lamp code:	LED
Im in emergency mode:	-	Number of lamps for optical assembly:	1
Total light flux at or above an angle of 90° [Lm]:	0	ZVEI Code:	LED
Light Output Ratio (L.O.R.) [%]:	70	Number of optical assemblies:	1
Beam angle [°]:	56° / 58°	Intervallo temperatura ambiente:	from -30°C to 50°C.
CRI (minimum):	80	LED current [mA]:	40
Colour temperature [K]:	2200	Control:	PWM

Polar

Utilisation factors

R	77	75	73	71	55	53	33	00	DRR
K0.8	63	60	57	56	59	57	57	54	78
1.0	66	63	61	59	62	60	60	58	82
1.5	69	67	65	64	66	64	64	62	88
2.0	71	70	68	67	69	67	67	65	93
2.5	73	71	70	70	70	69	69	67	95
3.0	73	73	72	71	71	71	70	68	97
4.0	74	74	73	73	73	72	71	69	99
5.0	75	74	74	74	73	73	72	70	100

Luminance curve limit



UGR diagram

Corrected UGR values (at 1950 lm bare lamp luminous flux)											
Reflect.: ceiling/cav walls work pl. Room dim x y		viewed crosswise					viewed endwise				
		0.70	0.70	0.50	0.50	0.30	0.70	0.70	0.50	0.50	0.30
		0.50	0.30	0.50	0.30	0.30	0.50	0.30	0.50	0.30	0.30
		0.20	0.20	0.20	0.20	0.20	0.20	0.20	0.20	0.20	0.20
2H	2H	5.0	5.5	5.3	5.7	5.9	6.3	6.7	6.5	6.9	7.2
	3H	4.9	5.3	5.2	5.6	5.9	6.1	6.5	6.4	6.8	7.1
	4H	4.9	5.2	5.2	5.5	5.8	6.1	6.4	6.4	6.7	7.0
	6H	4.8	5.1	5.1	5.4	5.8	6.0	6.3	6.3	6.7	7.0
	8H	4.8	5.1	5.1	5.4	5.7	6.0	6.3	6.3	6.6	6.9
	12H	4.7	5.0	5.1	5.4	5.7	5.9	6.2	6.3	6.6	6.9
4H	2H	4.8	5.2	5.2	5.5	5.8	6.1	6.5	6.4	6.7	7.0
	3H	4.7	5.0	5.1	5.4	5.7	5.9	6.3	6.3	6.6	7.0
	4H	4.6	4.9	5.0	5.3	5.7	5.9	6.1	6.3	6.5	6.9
	6H	4.6	4.8	5.0	5.2	5.6	5.8	6.0	6.2	6.4	6.8
	8H	4.5	4.8	5.0	5.2	5.6	5.7	6.0	6.2	6.4	6.8
	12H	4.5	4.7	4.9	5.1	5.6	5.7	5.9	6.1	6.3	6.8
8H	4H	4.5	4.7	4.9	5.2	5.6	5.8	6.0	6.2	6.4	6.8
	6H	4.4	4.6	4.9	5.1	5.5	5.7	5.9	6.1	6.3	6.8
	8H	4.4	4.6	4.9	5.0	5.5	5.6	5.8	6.1	6.2	6.7
	12H	4.3	4.5	4.8	5.0	5.5	5.6	5.7	6.1	6.2	6.7
12H	4H	4.5	4.7	4.9	5.1	5.6	5.7	5.9	6.2	6.3	6.8
	6H	4.4	4.5	4.9	5.0	5.5	5.6	5.8	6.1	6.2	6.7
	8H	4.3	4.5	4.8	5.0	5.5	5.6	5.7	6.1	6.2	6.7
Variations with the observer position at spacing:											
S =	1.0H	6.5 / -10.4					6.6 / -10.7				
	1.5H	9.3 / -11.4					9.4 / -11.7				
	2.0H	11.2 / -12.1					11.4 / -12.2				