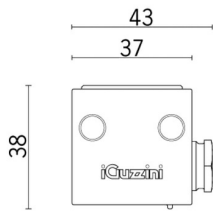


Ultimo aggiornamento delle informazioni: Ottobre 2024

**Configurazione di prodotto: BY37**

BY37: Linealuce Mini - Wall-/Ceiling-mounted - Warm White LED - 24V/500mA dc - L=528mm - 32° Flood Optic

**Codice prodotto**

BY37: Linealuce Mini - Wall-/Ceiling-mounted - Warm White LED - 24V/500mA dc - L=528mm - 32° Flood Optic

**Descrizione tecnica**

Direct light luminaire, designed to use monochrome LED lamps. Ceiling- and wall-mounted. Consists of a body and supports for installation (to be ordered separately). Extruded aluminium body, with zamak die-cast end caps complete with silicone gaskets. Coated with liquid acrylic paint with a high level of weather and UV ray resistance. The top of the optical assembly is closed by a 3 mm thick transparent glass screen, fixed with silicone. Complete with multi-LED power plate in Warm White with 24V/500mA dc electronic circuit (power supply to be ordered separately); 24V/500mA smart driver allowing constant light flow emission despite variations in the input voltage (from 30V dc to 16V dc). Fitted with satin-finish polycarbonate film and optics with plastic (methacrylate) lens for 32° FLOOD lighting. All external screws used are made of A2 stainless steel. The luminaire technical characteristics conform to EN 60598-1 standards and particular requirements.

**Installazione**

The following accessories are available for installation: adjustable wall-mounted arms in AISI304 stainless steel (L=83mm code BZJ9, 200mm code BZJ8) and a plate for surface- or ceiling-mounting made of anodised aluminium (BZJ6).

**Colore**

Grigio (15)

**Peso (Kg)**

0.89

**Montaggio**

a parete|a soffitto


**Cablaggio**

The product is supplied with a single nickel-plated brass cable gland PG9 and a 2x1mm<sup>2</sup> PVC and polyurethane outlet cable, 2000mm long. For the electrical connection there is an IP68 linear connector (BZK6) and an IP67 junction box with quick-coupling terminals (BZK7). 24V/500mA dc electronic ballasts to be ordered separately: 32W (BZA0), 25W (K980) and 35W (BZM4)

**Note**

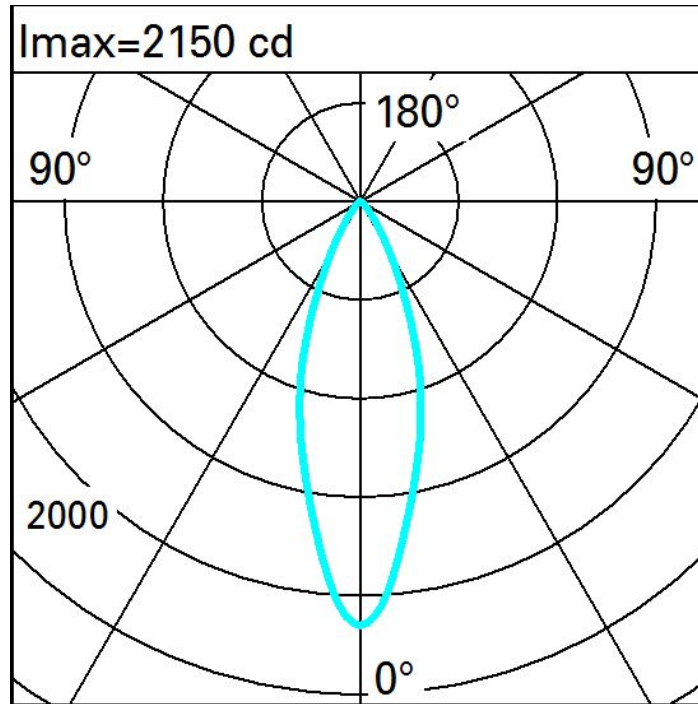
Product complete with LED lamp

Soddisfa EN60598-1 e relative note

**Dati tecnici**

Im di sistema:	900	MacAdam Step:	3
W di sistema:	18	Life Time LED 1:	65,000h - L80 - B10 (Ta 25°C)
Im di sorgente:	1500	Life Time LED 2:	65,000h - L80 - B10 (Ta 40°C)
W di sorgente:	18	Voltaggio [Vin]:	36
Efficienza luminosa (lm/W, dati di sistema):	50	Codice lampada:	LED
Im in modalità emergenza:	-	Numero di lampade per vano ottico:	1
Flusso totale emesso a 90° o superiore [Lm]:	0	Codice ZVEI:	LED
Light Output Ratio (L.O.R.) [%]:	60	Numero di vani ottici:	1
Angolo di apertura [°]:	34°	Intervallo temperatura ambiente operativa:	da -30°C a 50°C.
CRI (minimo):	80	Corrente LED [mA]:	500
Temperatura colore [K]:	3000		

Polare



Illuminamenti

Lux		Wall distance = 1m											
3													
		0.2	0.4	1	3	5	3	1	0.4	0.2			
2		0.2	0.5	1	3	8	14	8	3	1	0.5	0.2	
		0.3	0.7	2	6	17	28	17	6	2	0.7	0.3	
1		0.5	1	3	10	26	40	26	10	3	1	0.5	
		0.7	2	5	13	27	38	27	13	5	2	0.7	
0													
	m	-2	-1	0	1	2	3						