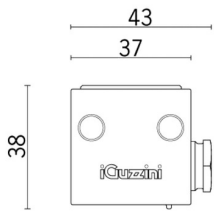



Last information update: October 2024

Product configuration: BY33

BY33: Mini - Wall-/Ceiling-mounted - Neutral White LED - 24V/500mA dc - L=1020mm - 20° Medium Optic

**Product code**

BY33: Mini - Wall-/Ceiling-mounted - Neutral White LED - 24V/500mA dc - L=1020mm - 20° Medium Optic

Technical description

Direct light luminaire, designed to use monochrome LED lamps. Ceiling- and wall-mounted. Consists of a body and supports for installation (to be ordered separately). Extruded aluminium body, with zamak die-cast end caps complete with silicone gaskets. Coated with liquid acrylic paint with a high level of weather and UV ray resistance. The top of the optical assembly is closed by a 3 mm thick transparent glass screen, fixed with silicone. Complete with multi-LED power plate in Neutral White with 24V/500mA dc electronic circuit (power supply to be ordered separately); 24V/500mA smart driver allowing constant light flow emission despite variations in the input voltage (from 30V dc to 16V dc). Fitted with satin-finish polycarbonate film and optics with plastic (methacrylate) lens for 20° MEDIUM lighting. All external screws used are made of A2 stainless steel. The luminaire technical characteristics conform to EN 60598-1 standards and particular requirements.

Installation

The following accessories are available for installation: adjustable wall-mounted arms in AISI304 stainless steel (L=83mm code BZJ9, 200mm code BZJ8) and a plate for surface- or ceiling-mounting made of anodised aluminium (BZJ6).

Colour

Grey (15)

Weight (Kg)

1.59

Mounting

wall surface|ceiling surface

Wiring

The product is supplied with a single nickel-plated brass cable gland PG9 and a 2x1mm² PVC and polyurethane outlet cable, 2000mm long. For the electrical connection there is an IP68 linear connector (BZK6) and an IP67 junction box with quick-coupling terminals (BZK7). 24V/500mA dc electronic ballasts to be ordered separately: 32W (BZA0), 25W (K980), and 35W (BZM4)

Notes

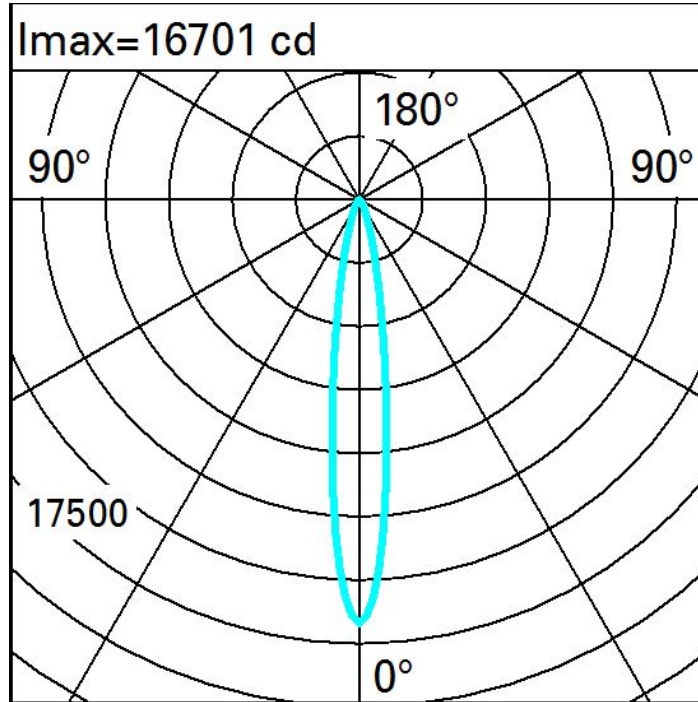
Product complete with LED lamp.

Complies with EN60598-1 and pertinent regulations

**Technical data**

Im system:	2112	MacAdam Step:	3
W system:	36	Life Time LED 1:	65,000h - L80 - B10 (Ta 25°C)
Im source:	3300	Life Time LED 2:	65,000h - L80 - B10 (Ta 40°C)
W source:	36	Voltage [Vin]:	36
Luminous efficiency (Im/W, real value):	58.7	Lamp code:	LED
Im in emergency mode:	-	Number of lamps for optical assembly:	1
Total light flux at or above an angle of 90° [Lm]:	0	ZVEI Code:	LED
Light Output Ratio (L.O.R.) [%]:	64	Number of optical assemblies:	1
Beam angle [°]:	14°	Intervallo temperatura ambiente:	from -30°C to 50°C.
CRI (minimum):	80	LED current [mA]:	500
Colour temperature [K]:	4000		

Polar



Illuminances

Lux		Wall distance = 1m													
3															
		0.1	0.2	0.6	2	5	8	5	2	0.6	0.2	0.1			
2		0.3	0.7	2	5	14	23	14	5	2	0.7	0.3			
		0.5	1	3	10	27	42	27	10	3	1	0.5			
1		0.8	2	5	15	32	46	32	15	5	2	0.8			
		1	3	7	16	30	46	30	16	7	3	1			
0															
	m	-2	-1	0	1	2	3								