

Laser Blade XS


Design iGuzzini

iGuzzini

Last information update: October 2024

Product configuration: Q892

Q892: Ceiling-mounted LB XS Linear GL Pro - 10 cells - remote driver



Product code

Q892: Ceiling-mounted LB XS Linear GL Pro - 10 cells - remote driver

Technical description

Ceiling-mounted luminaire with 10 optic elements for LED lamps - fixed optics with metallised thermoplastic high definition Opti-Beam reflectors. Despite the ultracompact size of the product, the patented technology of the optic system guarantees an efficient luminous flux optimised by a special diffuser screen that reduces direct glare significantly. Extruded aluminium main body and technical dissipation unit - shaped steel fixing plate. Ballast not included, available with separate code.

Installation

Ceiling-mounted with surface fixing plate (screws and screw anchors not included) - external locking system.

Colour

White (01) | Black/white (F2)

Weight (Kg)

0.3

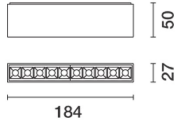
Mounting

ceiling surface

Wiring

Cables supplied with quick-coupling terminals for connecting to power supply line.

Complies with EN60598-1 and pertinent regulations



Technical data

lm system:	1208	Colour temperature [K]:	2700
W system:	20	MacAdam Step:	2
lm source:	1750	Life Time LED 1:	> 50,000h - L80 - B10 (Ta 25°C)
W source:	20	Lamp code:	LED
Luminous efficiency (lm/W, real value):	60.4	Number of lamps for optical assembly:	1
lm in emergency mode:	-	ZVEI Code:	LED
Total light flux at or above an angle of 90° [Lm]:	0	Number of optical assemblies:	1
Light Output Ratio (L.O.R.) [%]:	69	LED current [mA]:	700
CRI (minimum):	90		

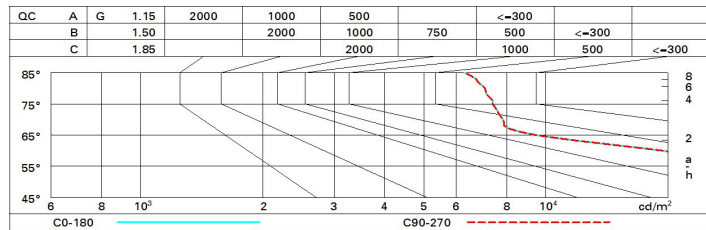
Polar

<p>Imax=1450 cd 90° 180° 90° 1500 0° α=54°</p>	<p>CIE nL 0.69 88-98-100-100-69 UGR 21.7-21.6 DIN A.61 UTE 0.69A+0.00T F*1=877 F*1+F*2=981 F*1+F*2+F*3=997</p>	Lux			
		h	d	Em	Emax
		1	1	1075	1450
		2	2	269	363
		3	3.1	119	161
4	4.1	67	91		

Utilisation factors

R	77	75	73	71	55	53	33	00	DRR
K0.8	58	54	51	49	54	51	51	48	69
1.0	62	58	55	53	57	55	54	52	75
1.5	66	63	61	59	62	60	60	57	83
2.0	69	66	65	63	65	64	63	61	88
2.5	70	68	67	66	67	66	65	63	92
3.0	71	70	69	68	69	68	67	65	94
4.0	72	71	70	70	70	69	68	66	96
5.0	73	72	71	71	71	70	69	67	97

Luminance curve limit



UGR diagram

Corrected UGR values (at 1750 lm bare lamp luminous flux)											
Reflect.:		viewed crosswise					viewed endwise				
ceiling/cav		0.70	0.70	0.50	0.50	0.30	0.70	0.70	0.50	0.50	0.30
walls		0.50	0.30	0.50	0.30	0.30	0.50	0.30	0.50	0.30	0.30
work pl.		0.20	0.20	0.20	0.20	0.20	0.20	0.20	0.20	0.20	0.20
Room dim		viewed crosswise					viewed endwise				
x	y										
2H	2H	21.7	22.4	22.0	22.7	22.9	21.7	22.4	22.0	22.7	22.9
	3H	21.7	22.3	22.0	22.6	22.9	21.7	22.4	22.0	22.6	22.9
	4H	21.7	22.3	22.0	22.6	22.9	21.7	22.3	22.0	22.6	22.9
	6H	21.6	22.2	22.0	22.5	22.9	21.6	22.2	21.9	22.5	22.8
	8H	21.6	22.2	22.0	22.5	22.8	21.6	22.1	21.9	22.4	22.8
12H	21.6	22.1	22.0	22.5	22.8	21.5	22.0	21.9	22.4	22.7	
4H	2H	21.7	22.3	22.0	22.6	22.9	21.7	22.3	22.0	22.6	22.9
	3H	21.7	22.2	22.0	22.5	22.9	21.7	22.2	22.1	22.6	22.9
	4H	21.7	22.1	22.1	22.5	22.9	21.7	22.1	22.1	22.5	22.9
	6H	21.7	22.1	22.1	22.5	22.9	21.6	22.0	22.0	22.4	22.8
	8H	21.7	22.0	22.1	22.4	22.9	21.6	22.0	22.0	22.4	22.8
12H	21.7	22.0	22.1	22.4	22.9	21.5	21.9	22.0	22.3	22.8	
8H	4H	21.6	22.0	22.0	22.4	22.8	21.7	22.0	22.1	22.4	22.9
	6H	21.6	21.9	22.1	22.4	22.9	21.7	22.0	22.1	22.4	22.9
	8H	21.6	21.9	22.1	22.4	22.9	21.6	21.9	22.1	22.4	22.9
	12H	21.6	21.9	22.2	22.4	22.9	21.6	21.8	22.1	22.3	22.8
12H	4H	21.5	21.9	22.0	22.3	22.8	21.7	22.0	22.1	22.4	22.9
	6H	21.6	21.9	22.1	22.3	22.8	21.7	21.9	22.1	22.4	22.9
	8H	21.6	21.8	22.1	22.3	22.8	21.6	21.9	22.2	22.4	22.9

Variations with the observer position at spacing:

S =	1.0H	2.4 / -2.2	2.4 / -2.2
	1.5H	4.5 / -4.7	4.5 / -4.7
	2.0H	6.3 / -6.0	6.3 / -6.0