

Last information update: March 2025

Product configuration: EV85

EV85: Spotlight with bracket - Warm White LED - Integrated Ballast - Wide Flood optic - Ta 40°

**Product code**

EV85: Spotlight with bracket - Warm White LED - Integrated Ballast - Wide Flood optic - Ta 40°

Technical description

Spotlight designed to use LED lamps and a Wide Flood optic. Consists of a die-cast aluminium optical assembly, bracket and box for the ballast with a clear tempered sodium-calcium safety glass cover. The luminaire is fitted with a double cable gland for pass-through wiring. The optical assembly can be adjusted on a horizontal plane at an angle between -50° / +90°. Agorà is fitted with a graduated scale and mechanical locking device for positioning. The optical system is fitted with 10 Opti Beam reflectors with Warm White monochrome LEDs. The electronic DALI ballast is integrated in the product and compatible with remote management systems. Compatible with programming systems via DALI terminals or an NFC system. Both indoor (diffuser glass covers, lamellar louvers and refractors for elliptical light) and outdoor accessories (cylindrical screens, visors and protective grilles) can be used. All external screws used are made of A2 stainless steel.

Installation

Floor, ceiling or wall-mounted installation.

Colour

White (01) | Black (04) | Grey (15) | Rust Brown (F5)

Weight (Kg)

22.46

Wiring

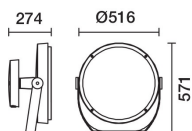
Double PG.

Complies with EN60598-1 and pertinent regulations



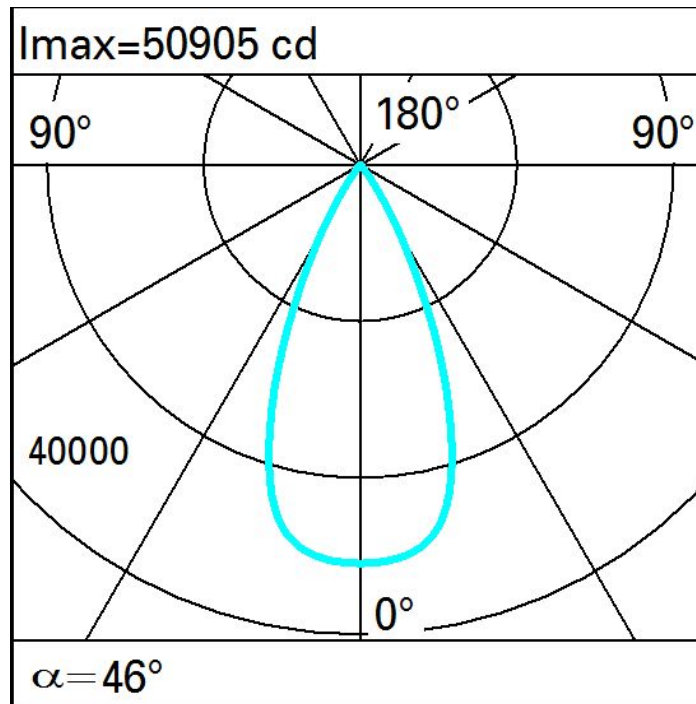
IK08

IP66

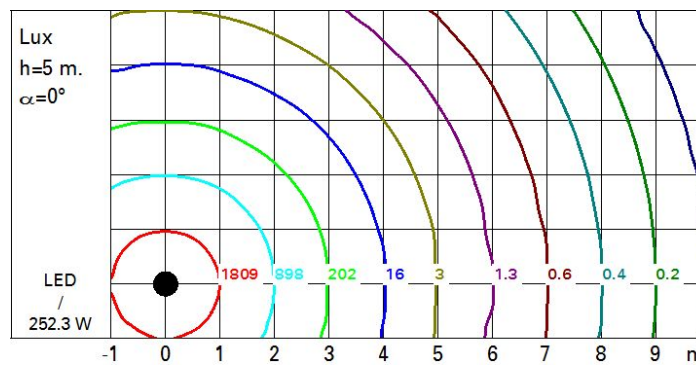
**Technical data**

Im system:	28445	Life Time LED 1:	100,000h - L90 - B10 (Ta 25°C)
W system:	252.3	Life Time LED 2:	100,000h - L80 - B10 (Ta 40°C)
Im source:	38700	Lamp code:	LED
W source:	235	Number of lamps for optical assembly:	1
Luminous efficiency (lm/W, real value):	112.7	ZVEI Code:	LED
Im in emergency mode:	-	Number of optical assemblies:	1
Total light flux at or above an angle of 90° [Lm]:	0	Intervallo temperatura ambiente:	from -30°C to 50°C.
Light Output Ratio (L.O.R.) [%]:	74	Power factor:	See installation instructions
Beam angle [°]:	46°	Inrush current:	13 A / 1320 µs
CRI (minimum):	80	Maximum number of luminaires of this type per miniature circuit breaker:	B10A: 5 luminaires B16A: 9 luminaires C10A: 9 luminaires C16A: 15 luminaires
Colour temperature [K]:	3000	Overvoltage protection:	10kV Common mode & 6kV Differential mode
MacAdam Step:	2	Control:	DALI-2

Polar



Isolux



Illuminances

