

Last information update: March 2025

Product configuration: ET97

ET97: Spotlight with bracket - Warm White LED - Integrated Ballast - Flood optic - Ta 25°

**Product code**

ET97: Spotlight with bracket - Warm White LED - Integrated Ballast - Flood optic - Ta 25°

Technical description

Spotlight designed to use LED lamps and a Flood optic. Consists of a die-cast aluminium optical assembly, bracket and box for the ballast with a clear tempered sodium-calcium safety glass cover. The luminaire is fitted with a double cable gland for pass-through wiring. The optical assembly can be adjusted on a horizontal plane at an angle between -50° / +90°. Agorà is fitted with a graduated scale and mechanical locking device for positioning. The Opti Beam Lens optical system comes complete with a Warm White monochrome LED circuit. The electronic DALI ballast is integrated in the product and compatible with remote management systems. Compatible with programming systems via DALI terminals or an NFC system. Both indoor (diffuser glass covers, lamellar louvers and refractors for elliptical light) and outdoor accessories (cylindrical screens, visors and protective grilles) can be used. All external screws used are made of A2 stainless steel.

Installation

Floor, ceiling or wall-mounted installation.

Colour

White (01) | Black (04) | Grey (15) | Rust Brown (F5)

Weight (Kg)

14.16

Wiring

Double PG.

Complies with EN60598-1 and pertinent regulations



IK08



IP66



CE

UK
CAEurasian
Conformity

Safety



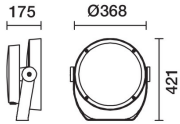
EAC



OCERT

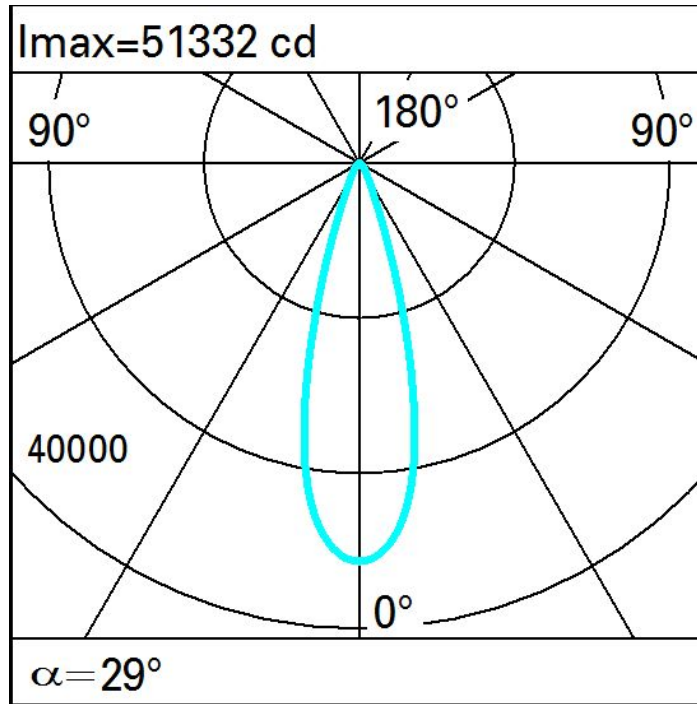


WOM

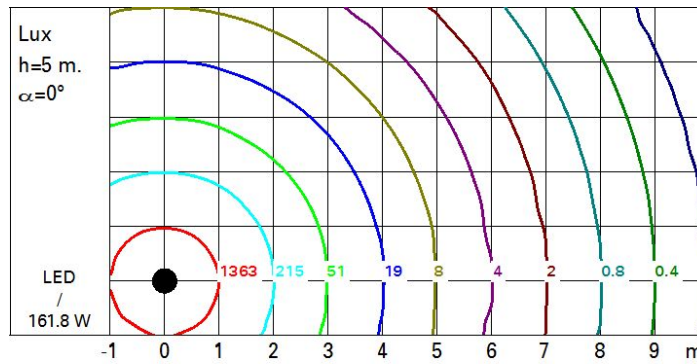
PEP
ECO
PASS
PORT**Technical data**

lm system:	14478	Life Time LED 1:	100,000h - L90 - B10 (Ta 25°C)
W system:	161.8	Lamp code:	LED
lm source:	19050	Number of lamps for optical assembly:	1
W source:	148	ZVEI Code:	LED
Luminous efficiency (lm/W, real value):	89.5	Number of optical assemblies:	1
lm in emergency mode:	-	Intervallo temperatura ambiente:	from -30°C to 35°C.
Total light flux at or above an angle of 90° [Lm]:	0	Power factor:	See installation instructions
Light Output Ratio (L.O.R.) [%]:	76	Inrush current:	58 A / 340 µs
Beam angle [°]:	30°	Maximum number of luminaires of this type per miniature circuit breaker:	B10A: 4 luminaires B16A: 7 luminaires C10A: 7 luminaires C16A: 11 luminaires
CRI (minimum):	80	Overvoltage protection:	10kV Common mode & 6kV Differential mode
Colour temperature [K]:	2200	Control:	DALI-2
MacAdam Step:	3		

Polar



Isolux



Illuminances

