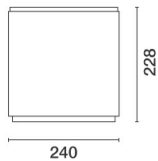


Last information update: October 2023

**Product configuration: MQ15**

MQ15: Ceiling-mounted luminaire - warm LED - General light - DALI dimmable control gear

**Product code**MQ15: Ceiling-mounted luminaire - warm LED - General light - DALI dimmable control gear **Attention! Code no longer in production****Technical description**

LED lamp, ceiling-mounted luminaire; integrated DALI dimmable control gear. Die-cast aluminium plate for surface mounting with diffuser element; technical, shaped aluminium sheet brackets for components and optics; multi-faceted reflector vacuum-metallised with aluminium vapours and finished with a protective anti-scratch layer; safety glass cover over LED lamp; lathe-shaped aluminium cylindrical body; lower ring in high resistance polycarbonate. General lighting optic.

**Installation**

Plate fixed to ceiling using screws and screw anchors (not included); bayonet assembly systems ensuring simple installation and maintenance; snap-on spring fastening for reflector. Wall or pendant application option available thanks to special accessory kits with a separate code.

**Colour**

White (01) | Grey (15)

**Weight (Kg)**

3

**Mounting**

wall surface|ceiling surface|ceiling pendant

**Wiring**

Control gear integrated in luminaire; mains and optic unit connections made with quick coupling terminal blocks. Touch-dim push-button dimming option (see instruction sheet)

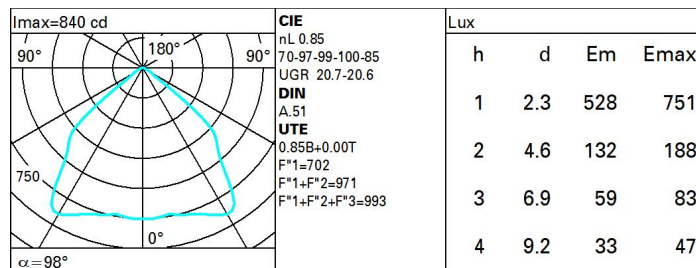
**Notes**

Kit for wall-mounting: code no. 9443 - kit for steel cable pendant system L 1500: code no. 9441

Complies with EN60598-1 and pertinent regulations

**Technical data**

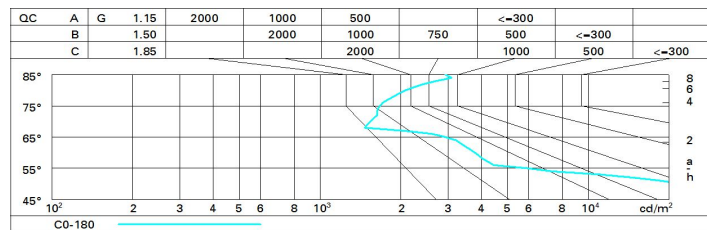
Im system:	1700	Colour temperature [K]:	3000
W system:	15.3	MacAdam Step:	2
Im source:	2000	Life Time LED 1:	> 50,000h - L80 - B10 (Ta 25°C)
W source:	12	Ballast losses [W]:	3.3
Luminous efficiency (Im/W, real value):	111.1	Lamp code:	LED
Im in emergency mode:	-	Number of lamps for optical assembly:	1
Total light flux at or above an angle of 90° [Lm]:	0	ZVEI Code:	LED
Light Output Ratio (L.O.R.) [%]:	85	Number of optical assemblies:	1
CRI:	80	Control:	DALI

**Polar**

# Utilisation factors

R	77	75	73	71	55	53	33	00	DRR
K0.8	65	58	53	50	57	53	52	48	56
1.0	70	64	60	56	63	59	58	54	64
1.5	78	73	69	66	72	68	68	64	75
2.0	82	78	75	73	77	74	73	70	82
2.5	84	81	79	77	80	77	76	73	86
3.0	85	83	81	79	81	80	79	75	89
4.0	87	85	83	82	83	82	81	78	91
5.0	88	86	85	83	85	83	82	79	93

# Luminance curve limit



# UGR diagram

Corrected UGR values (at 2000 lm bare lamp luminous flux)											
Reflect.: ceiling/cav walls work pl. Room dim x y		viewed crosswise					viewed endwise				
2H	2H	21.0	21.8	21.3	22.0	22.3	21.0	21.8	21.3	22.0	22.3
	3H	20.9	21.6	21.2	21.9	22.2	20.9	21.6	21.2	21.9	22.2
	4H	20.9	21.5	21.2	21.8	22.1	20.9	21.5	21.2	21.8	22.1
	6H	20.8	21.4	21.2	21.7	22.0	20.8	21.4	21.1	21.7	22.0
	8H	20.8	21.4	21.2	21.7	22.0	20.7	21.3	21.1	21.6	22.0
	12H	20.8	21.3	21.2	21.7	22.0	20.7	21.2	21.1	21.6	21.9
4H	2H	20.9	21.5	21.2	21.8	22.1	20.9	21.5	21.2	21.8	22.1
	3H	20.8	21.3	21.1	21.7	22.0	20.8	21.3	21.2	21.7	22.0
	4H	20.7	21.2	21.1	21.6	21.9	20.7	21.2	21.1	21.6	21.9
	6H	20.7	21.1	21.1	21.5	21.9	20.6	21.1	21.1	21.5	21.9
	8H	20.7	21.1	21.1	21.5	21.9	20.6	21.0	21.1	21.4	21.8
	12H	20.7	21.0	21.2	21.5	21.9	20.6	20.9	21.0	21.3	21.8
8H	4H	20.6	21.0	21.1	21.4	21.8	20.7	21.1	21.1	21.5	21.9
	6H	20.6	20.9	21.1	21.4	21.8	20.6	21.0	21.1	21.4	21.9
	8H	20.6	20.9	21.1	21.4	21.9	20.6	20.9	21.1	21.4	21.9
	12H	20.7	20.9	21.2	21.4	21.9	20.6	20.8	21.1	21.3	21.8
12H	4H	20.6	20.9	21.0	21.3	21.8	20.7	21.0	21.2	21.5	21.9
	6H	20.6	20.8	21.1	21.3	21.8	20.7	20.9	21.2	21.4	21.9
	8H	20.6	20.8	21.1	21.3	21.8	20.7	20.9	21.2	21.4	21.9
Variations with the observer position at spacing:											
S =		1.0H					1.7 / -5.1				
		1.5H					2.7 / -6.3				
		2.0H					4.6 / -7.5				