


Last information update: February 2025

**Product configuration: QL61**

QL61: Minimal sections 3 x 5 LEDs - Wall Washer - LGC



**Product code**

QL61: Minimal sections 3 x 5 LEDs - Wall Washer - LGC

**Technical description**

Linear recessed miniaturised luminaire for LED lamps, specialised for vertical wall lighting. The patented optic system guarantees a homogeneous and effective emission on the wall, as well as avoiding shadow zones near the ceiling. The black polycarbonate perimeter frame is designed to significantly reduce the effect of longitudinal glare while also guaranteeing maximum light uniformity on the wall. Main body with die-cast aluminium radiant surface, minimal (frameless) version for mounting flush with the ceiling. For recessed installation in a false ceiling a specific adapter is required that is available with a separate item code. Flux enhancer - superpure aluminium reflector - asymmetrical textured PMMA screen. Supplied with a dimmable DALI power supply unit connected to the luminaire. High colour rendering LED.

**Installation**

The recess body is inserted in the specific adapter installed previously by means of a steel wire spring - check the thickness of the false ceiling and use a compatible frame available with a separate item code.

**Colour**

Black (04)

**Weight (Kg)**

0.85

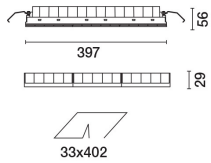
**Mounting**

wall recessed|ceiling recessed

**Wiring**

on power supply box: screw connections.

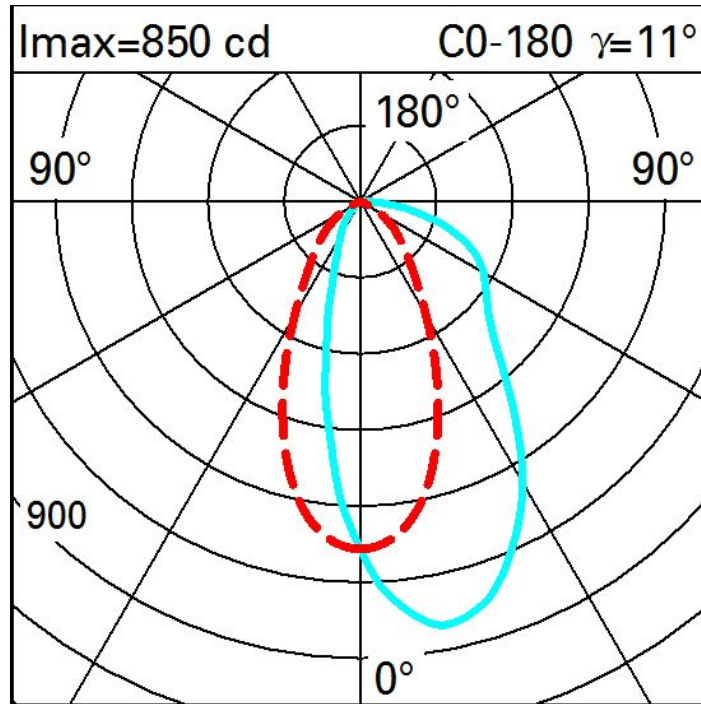
Complies with EN60598-1 and pertinent regulations



**Technical data**

Im system:	853	CRI (typical):	97
W system:	35	Colour temperature [K]:	3000
Im source:	2750	MacAdam Step:	3
W source:	31	Life Time LED 1:	50,000h - L90 - B10 (Ta 25°C)
Luminous efficiency (Im/W, real value):	24.4	Lamp code:	LED
Im in emergency mode:	-	Number of lamps for optical assembly:	1
Total light flux at or above an angle of 90° [Lm]:	0	ZVEI Code:	LED
Light Output Ratio (L.O.R.) [%]:	31	Number of optical assemblies:	1
CRI (minimum):	95	Control:	DALI-2

Polar



Illuminances

Lux		Wall distance = 1m											
3													
		0.5	1	4	20	85	186	85	20	4	1	0.5	
2		1	4	11	32	84	134	84	32	11	4	1	
		3	6	13	32	70	98	70	32	13	6	3	
1		3	6	12	28	52	66	52	28	12	6	3	
		3	6	11	22	35	42	35	22	11	6	3	
0													
	m	-2	-1	0	1	2	3						