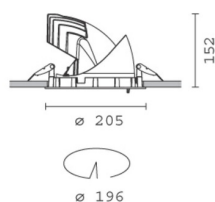


Last information update: May 2024

Product configuration: MU62+LED

MU62: extractable, adjustable, recessed LED luminaire - DALI control gear included

**Product code**MU62: extractable, adjustable, recessed LED luminaire - DALI control gear included **Attention! Code no longer in production****Technical description**

Extractable, adjustable, recessed luminaire for warm white LED lamp with high color rendering index. Passive heat dispersion system. Die-cast aluminium main body and frame; stainless steel rotation hinge. Rotation ring with safety cover in a high resistance thermoplastic material. Body adjusted with a manual manoeuvre device: internal 40° - external 65° - rotation on 355° axis. Reflector with high efficiency super-pure aluminium optic - wideflood beam angle. Die-cast aluminium lamp body closure ring. Tempered transparent glass screen. Dimmerable DALI control gear supplied and connected to the luminaire.

Installation

recessed using steel springs in false ceilings with thicknesses starting at 1 mm; preparation hole Ø 195 mm

Colour

White (01)

Weight (Kg)

1.7

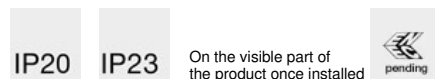
Mounting

ceiling recessed

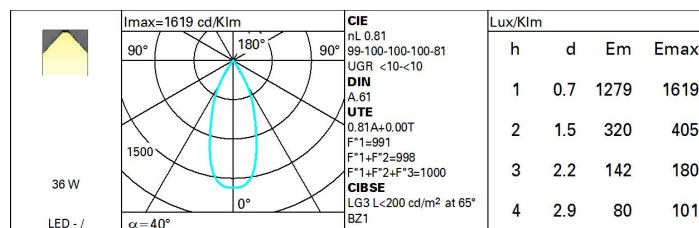
Wiring

on control gear box with quick-coupling connections

Complies with EN60598-1 and pertinent regulations

**Technical data**

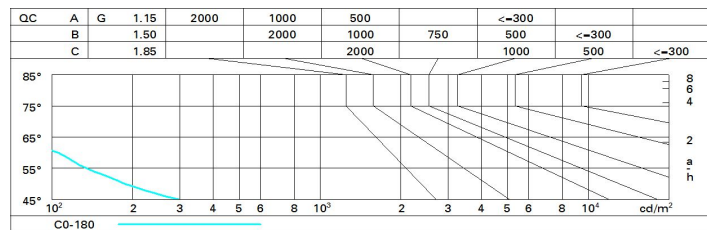
lm system:	2104.2	CRI:	90
W system:	36	Colour temperature [K]:	3000
lm source:	2600	MacAdam Step:	3
W source:	36	Lamp code:	LED
Luminous efficiency (lm/W, real value):	58.4	Number of lamps for optical assembly:	1
lm in emergency mode:	-	ZVEI Code:	LED
Total light flux at or above an angle of 90° [Lm]:	0	Number of optical assemblies:	1
Light Output Ratio (L.O.R.) [%]:	81	Control:	DALI
Beam angle [°]:	40°		

Polar

Utilisation factors

R	77	75	73	71	55	53	33	00	DRR
K0.8	73	69	66	64	68	66	66	63	78
1.0	76	73	70	68	72	70	69	67	82
1.5	80	77	75	74	76	75	74	71	88
2.0	82	81	79	78	79	78	77	75	93
2.5	84	83	81	80	81	80	79	77	95
3.0	85	84	83	82	83	82	81	79	98
4.0	86	85	85	84	84	83	82	80	99
5.0	86	86	86	85	85	84	83	81	100

Luminance curve limit



UGR diagram

Photometric curve code: MU530000.X96										
Unorrected UGR values (at 1000 lm bare lamp luminous flux)										
Reflect.:										
ceiling	0.70	0.70	0.50	0.50	0.30	0.70	0.70	0.50	0.50	0.30
walls	0.50	0.30	0.50	0.30	0.30	0.50	0.30	0.50	0.30	0.30
work pl.	0.20	0.20	0.20	0.20	0.20	0.20	0.20	0.20	0.20	0.20
Room dim	viewed crosswise					viewed endwise				
x y										
2H 2H	3.2	3.7	3.4	3.9	4.1	3.1	3.7	3.4	3.9	4.1
3H	3.0	3.5	3.3	3.8	4.1	3.0	3.5	3.3	3.8	4.0
4H	3.0	3.4	3.3	3.7	4.0	2.9	3.4	3.3	3.7	4.0
6H	2.9	3.3	3.2	3.6	3.9	2.9	3.3	3.2	3.6	3.9
8H	2.9	3.2	3.2	3.6	3.9	2.8	3.2	3.2	3.6	3.9
12H	2.8	3.2	3.2	3.5	3.9	2.8	3.2	3.2	3.5	3.9
4H 2H	3.0	3.4	3.3	3.7	4.0	3.0	3.4	3.3	3.7	4.0
3H	2.8	3.2	3.2	3.5	3.9	2.8	3.2	3.2	3.5	3.9
4H	2.7	3.1	3.1	3.4	3.8	2.7	3.1	3.1	3.4	3.8
6H	2.6	2.9	3.1	3.3	3.8	2.6	2.9	3.1	3.3	3.7
8H	2.6	2.9	3.0	3.3	3.7	2.6	2.9	3.0	3.3	3.7
12H	2.5	2.8	3.0	3.2	3.7	2.5	2.8	3.0	3.2	3.7
8H 4H	2.6	2.9	3.0	3.3	3.7	2.6	2.9	3.0	3.3	3.7
6H	2.5	2.7	3.0	3.2	3.6	2.5	2.7	3.0	3.2	3.6
8H	2.4	2.6	2.9	3.1	3.6	2.4	2.6	2.9	3.1	3.6
12H	2.4	2.6	2.9	3.0	3.6	2.4	2.6	2.9	3.0	3.6
12H 4H	2.5	2.8	3.0	3.2	3.7	2.5	2.8	3.0	3.2	3.7
6H	2.4	2.6	2.9	3.1	3.6	2.4	2.6	2.9	3.1	3.6
8H	2.4	2.6	2.9	3.0	3.6	2.4	2.6	2.9	3.0	3.6
Variations with the observer position at spacing:										
S =	1.0H	6.6 / -14.4				6.6 / -14.4				
	1.5H	9.4 / -15.6				9.4 / -15.6				
	2.0H	11.4 / -16.8				11.4 / -16.8				