


Last information update: February 2025

Product configuration: QJ60

QJ60: Minimal section 10 LEDs - Wall Washer



Product code

QJ60: Minimal section 10 LEDs - Wall Washer

Technical description

Linear recessed miniaturised luminaire for LED lamps, specialised for vertical wall lighting. Despite the ultracompact size of the product, the patented technology of the optic system guarantees an efficient and homogeneous effect on walls from top to bottom and avoids shadow zones near the ceiling. Main body with die-cast aluminium radiant surface, minimal (frameless) version for mounting flush with the ceiling. For recessed installation in a false ceiling a specific adapter is required that is available with a separate item code. Flux enhancer - superpure aluminium reflector - asymmetrical textured PMMA screen - black polycarbonate internal perimeter frame. Supplied with a dimmable DALI power supply unit connected to the luminaire.

Installation

The luminaire is recessed in the specific adapter (QJ92) by means of a steel wire spring, previously installed on the ceiling that can be 12.5 / 15 / 20 mm thick. A special protective sheath allows finishing operations on the plasterboard to be simplified and speeded up.

Colour

Black (04)

Weight (Kg)

0.46

Mounting

ceiling recessed

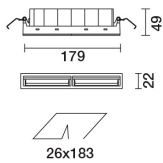

Wiring

On the power supply unit with terminal board included.

Notes

The special steel wire spring provided is required to facilitate the eventual extraction of the recessed body once it has been inserted.

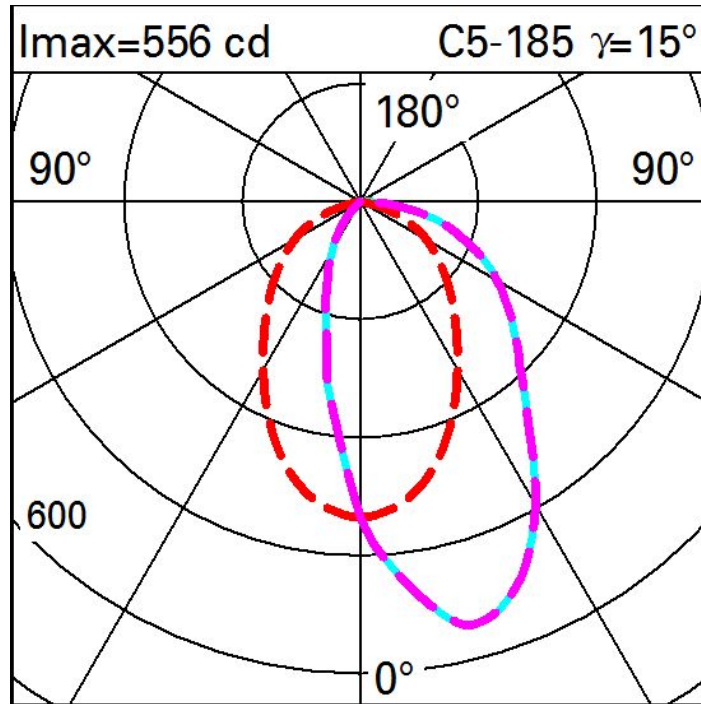
Complies with EN60598-1 and pertinent regulations



Technical data

lm system:	741	Colour temperature [K]:	4000
W system:	19.2	MacAdam Step:	2
lm source:	1950	Life Time LED 1:	> 50,000h - L80 - B10 (Ta 25°C)
W source:	17	Voltage [Vin]:	230
Luminous efficiency (lm/W, real value):	38.6	Lamp code:	LED
lm in emergency mode:	-	Number of lamps for optical assembly:	1
Total light flux at or above an angle of 90° [Lm]:	0	ZVEI Code:	LED
Light Output Ratio (L.O.R.) [%]:	38	Number of optical assemblies:	1
CRI (minimum):	90	Control:	DALI-2

Polar



Illuminances

Lux Wall distance = 1m

3											
	1	4	10	29	77	127	77	29	10	4	1
2	3	7	16	36	75	105	75	36	16	7	3
	4	8	16	32	55	70	55	32	16	8	4
1	5	8	14	25	38	46	38	25	14	8	5
	4	7	12	18	25	29	25	18	12	7	4
0											
	m	-2	-1	0	1	2	3				